



FITMENT LIST AC-518 - 6 J x 15 H2

CODICE ART	FORI-PCD	ET	CENTRAGGIO	ANELLO ADATTATORE	ACCOPIAMENTO
AC-518 8EA	4 X 108	25	Ø65,1	Senza anello	Conico 60°


COSTRUTTORE	DENOMINAZIONE COMMERCIALE	TIPO	OMOLOGAZIONE EUROPEA	RANGE KW	VITE-DADO	PNEUMATICI	CODICE KIT	TRAZIONE
Citroen	Citroen C2	J	e2*2001/116*0283*...;e2*2001/116*0285*...;e2*2001/116*0286*...; e2*2001/116*0316*...;e2*2001/116*0344*...;e2*2001/116*0339*...; e2*2001/116*0284*...;	44-90	B. M12x1,25 L=28 K17	175/60R15	K4C17B28	
Citroen	Citroen C2	J	e2*2001/116*0283*...;e2*2001/116*0285*...;e2*2001/116*0286*...; e2*2001/116*0316*...;e2*2001/116*0344*...;e2*2001/116*0339*...; e2*2001/116*0284*...;	44-90	B. M12x1,25 L=28 K17	185/55R15	K4C17B28	
Citroen	Citroen C2	J	e2*2001/116*0283*...;e2*2001/116*0285*...;e2*2001/116*0286*...; e2*2001/116*0316*...;e2*2001/116*0344*...;e2*2001/116*0339*...; e2*2001/116*0284*...;	44-90	B. M12x1,25 L=28 K17	195/50R15	K4C17B28	
Citroen	Citroen C2	J	e2*2001/116*0283*...;e2*2001/116*0285*...;e2*2001/116*0286*...; e2*2001/116*0316*...;e2*2001/116*0344*...;e2*2001/116*0339*...; e2*2001/116*0284*...;	44-90	B. M12x1,25 L=28 K17	195/55R15	K4C17B28	
Citroen	Citroen C2	J	e2*2001/116*0283*...;e2*2001/116*0285*...;e2*2001/116*0286*...; e2*2001/116*0316*...;e2*2001/116*0344*...;e2*2001/116*0339*...; e2*2001/116*0284*...;	44-90	B. M12x1,25 L=28 K17	205/50R15	K4C17B28	
Citroen	Citroen C3	F	e2*2001/116*0289*...;e2*2001/116*0317*...;e2*2001/116*0318*...; e2*2001/116*0329*...;e2*98/14*0256*...;e2*98/14*0257*...; e2*98/14*0258*...;e2*98/14*0259*...;e2*98/14*0261*...; ab Facelift 2004	44-80	B. M12x1,25 L=28 K17	175/60R15	K4C17B28	
Citroen	Citroen C3	F	e2*2001/116*0289*...;e2*2001/116*0317*...;e2*2001/116*0318*...; e2*2001/116*0329*...;e2*98/14*0256*...;e2*98/14*0257*...; e2*98/14*0258*...;e2*98/14*0259*...;e2*98/14*0261*...; ab Facelift 2004	44-80	B. M12x1,25 L=28 K17	175/65R15	K4C17B28	
Citroen	Citroen C3	F	e2*2001/116*0289*...;e2*2001/116*0317*...;e2*2001/116*0318*...; e2*2001/116*0329*...;e2*98/14*0256*...;e2*98/14*0257*...; e2*98/14*0258*...;e2*98/14*0259*...;e2*98/14*0261*...; ab Facelift 2004	44-80	B. M12x1,25 L=28 K17	185/55R15	K4C17B28	
Citroen	Citroen C3	F	e2*2001/116*0289*...;e2*2001/116*0317*...;e2*2001/116*0318*...; e2*2001/116*0329*...;e2*98/14*0256*...;e2*98/14*0257*...; e2*98/14*0258*...;e2*98/14*0259*...;e2*98/14*0261*...; ab Facelift 2004	44-80	B. M12x1,25 L=28 K17	195/55R15	K4C17B28	

FIRMATO DIGITALMENTE
DAL FUNZIONARIO TECNICO
DEL C.P.A. DI MILANO:
Angela MARFUGGI

Fitment list redatta, ai sensi e per gli effetti dell'art. 46 e 47 del D.P.R. n. 445/2000, da Alessandro Antonini per la ditta RVS S.r.l.

p.iva. 03846010266 con sede a Castelfranco Veneto (TV) in Via per Salvatronda 60.

FIRMATO DIGITALMENTE DA:
Davide FRACCARO
RVS S.r.l.



Alessandro ANTONINI
RVS S.r.l.



FITMENT LIST AC-518 - 6 J x 15 H2

CODICE ART	FORI-PCD	ET	CENTRAGGIO	ANELLO ADATTATORE	ACCOPIAMENTO
AC-518 8EA	4 X 108	25	Ø65,1	Senza anello	Conico 60°


COSTRUTTORE	DENOMINAZIONE COMMERCIALE	TIPO	OMOLOGAZIONE EUROPEA	RANGE KW	VITE-DADO	PNEUMATICI	CODICE KIT	TRAZIONE
Citroen	Citroen C3	F	e2*2001/116*0289*...;e2*2001/116*0317*...;e2*2001/116*0318*...; e2*2001/116*0329*...;e2*98/14*0256*...;e2*98/14*0257*...; e2*98/14*0258*...;e2*98/14*0259*...;e2*98/14*0261*...; ab Facelift 2004	44-80	B. M12x1,25 L=28 K17	195/60R15	K4C17B28	
Citroen	Citroen C3	F	e2*2001/116*0289*...;e2*2001/116*0317*...;e2*2001/116*0318*...; e2*2001/116*0329*...;e2*98/14*0256*...;e2*98/14*0257*...; e2*98/14*0258*...;e2*98/14*0259*...;e2*98/14*0261*...; ab Facelift 2004	44-80	B. M12x1,25 L=28 K17	205/50R15	K4C17B28	
Citroen	Citroen C3	F	e2*2001/116*0289*...;e2*2001/116*0317*...;e2*2001/116*0318*...; e2*2001/116*0329*...;e2*98/14*0256*...;e2*98/14*0257*...; e2*98/14*0258*...;e2*98/14*0259*...;e2*98/14*0261*...; ab Facelift 2004	44-80	B. M12x1,25 L=28 K17	205/55R15	K4C17B28	
Citroen	Citroen C3	F	e2*2001/116*0289*...;e2*2001/116*0317*...;e2*2001/116*0318*...; e2*2001/116*0329*...;e2*98/14*0256*...;e2*98/14*0257*...; e2*98/14*0258*...;e2*98/14*0259*...;e2*98/14*0261*...;	44-80	B. M12x1,25 L=28 K17	175/60R15	K4C17B28	
Citroen	Citroen C3	F	e2*2001/116*0289*...;e2*2001/116*0317*...;e2*2001/116*0318*...; e2*2001/116*0329*...;e2*98/14*0256*...;e2*98/14*0257*...; e2*98/14*0258*...;e2*98/14*0259*...;e2*98/14*0261*...;	44-80	B. M12x1,25 L=28 K17	175/65R15	K4C17B28	
Citroen	Citroen C3	F	e2*2001/116*0289*...;e2*2001/116*0317*...;e2*2001/116*0318*...; e2*2001/116*0329*...;e2*98/14*0256*...;e2*98/14*0257*...; e2*98/14*0258*...;e2*98/14*0259*...;e2*98/14*0261*...;	44-80	B. M12x1,25 L=28 K17	185/55R15	K4C17B28	
Citroen	Citroen C3	F	e2*2001/116*0289*...;e2*2001/116*0317*...;e2*2001/116*0318*...; e2*2001/116*0329*...;e2*98/14*0256*...;e2*98/14*0257*...; e2*98/14*0258*...;e2*98/14*0259*...;e2*98/14*0261*...;	44-80	B. M12x1,25 L=28 K17	195/55R15	K4C17B28	
Citroen	Citroen C3	F	e2*2001/116*0289*...;e2*2001/116*0317*...;e2*2001/116*0318*...; e2*2001/116*0329*...;e2*98/14*0256*...;e2*98/14*0257*...; e2*98/14*0258*...;e2*98/14*0259*...;e2*98/14*0261*...;	44-80	B. M12x1,25 L=28 K17	195/60R15	K4C17B28	
Citroen	Citroen C3	F	e2*2001/116*0289*...;e2*2001/116*0317*...;e2*2001/116*0318*...; e2*2001/116*0329*...;e2*98/14*0256*...;e2*98/14*0257*...; e2*98/14*0258*...;e2*98/14*0259*...;e2*98/14*0261*...;	44-80	B. M12x1,25 L=28 K17	205/50R15	K4C17B28	

FIRMATO DIGITALMENTE
DAL FUNZIONARIO TECNICO
DEL C.P.A. DI MILANO:
Angela MARFUGGI

Fitment list redatta, ai sensi e per gli effetti dell'art. 46 e 47 del D.P.R. n. 445/2000, da Alessandro Antonini per la ditta RVS S.r.l.

p.iva. 03846010266 con sede a Castelnuovo Veneto (TV) in Via per Salvatronda 60.

FIRMATO DIGITALMENTE DA:
Davide FRACCARO
RVS S.r.l.



Alessandro ANTONINI
RVS S.r.l.

FITMENT LIST AC-518 - 6 J x 15 H2

CODICE ART	FORI-PCD	ET	CENTRAGGIO	ANELLO ADATTATORE	ACCOPIAMENTO
AC-518 8EA	4 X 108	25	Ø65,1	Senza anello	Conico 60°

COSTRUTTORE	DENOMINAZIONE COMMERCIALE	TIPO	OMOLOGAZIONE EUROPEA	RANGE KW	VITE-DADO	PNEUMATICI	CODICE KIT	TRAZIONE
Citroen	Citroen C3	F	e2*2001/116*0289*...;e2*2001/116*0317*...;e2*2001/116*0318*...; e2*2001/116*0329*...;e2*98/14*0256*...;e2*98/14*0257*...; e2*98/14*0258*...;e2*98/14*0259*...;e2*98/14*0261*...;	44-80	B. M12x1,25 L=28 K17	205/55R15	K4C17B28	
Citroen	Citroen C3	S	e2*2007/46*0060*...;	50-85	B. M12x1,25 L=28 K17	185/65R15	K4C17B28	
Citroen	Citroen C3	S	e2*2007/46*0060*...;	50-85	B. M12x1,25 L=28 K17	185/70R15	K4C17B28	
Citroen	Citroen C3	S	e2*2007/46*0060*...;	50-85	B. M12x1,25 L=28 K17	195/60R15	K4C17B28	
Citroen	Citroen C3	S	e2*2007/46*0060*...;	50-85	B. M12x1,25 L=28 K17	195/65R15	K4C17B28	
Citroen	Citroen C3	S	e2*2007/46*0060*...;	50-85	B. M12x1,25 L=28 K17	205/60R15	K4C17B28	
Citroen	Citroen C3	S	e2*2007/46*0060*...;	50-85	B. M12x1,25 L=28 K17	205/65R15	K4C17B28	
Citroen	Citroen C3	S	e2*2007/46*0060*...;	50-85	B. M12x1,25 L=28 K17	215/60R15	K4C17B28	
Citroen	Citroen C3	S	Omologazioni consentite da: e2*2007/46*0003*44...; omologazioni consentite da: e2*2007/46*0060*17...;	44-88	B. M12x1,25 L=28 K17	185/65R15	K4C17B28	
Citroen	Citroen C3	S	Omologazioni consentite da: e2*2007/46*0003*44...; omologazioni consentite da: e2*2007/46*0060*17...;	44-88	B. M12x1,25 L=28 K17	185/70R15	K4C17B28	
Citroen	Citroen C3	S	Omologazioni consentite da: e2*2007/46*0003*44...; omologazioni consentite da: e2*2007/46*0060*17...;	44-88	B. M12x1,25 L=28 K17	195/60R15	K4C17B28	
Citroen	Citroen C3	S	Omologazioni consentite da: e2*2007/46*0003*44...; omologazioni consentite da: e2*2007/46*0060*17...;	44-88	B. M12x1,25 L=28 K17	195/65R15	K4C17B28	
Citroen	Citroen C3	S	Omologazioni consentite da: e2*2007/46*0003*44...; omologazioni consentite da: e2*2007/46*0060*17...;	44-88	B. M12x1,25 L=28 K17	205/60R15	K4C17B28	
Citroen	Citroen C3	S	Omologazioni consentite da: e2*2007/46*0003*44...; omologazioni consentite da: e2*2007/46*0060*17...;	44-88	B. M12x1,25 L=28 K17	205/65R15	K4C17B28	
Citroen	Citroen C3	S	Omologazioni consentite da: e2*2007/46*0003*44...; omologazioni consentite da: e2*2007/46*0060*17...;	44-88	B. M12x1,25 L=28 K17	215/60R15	K4C17B28	
Citroen	Citroen C3 Aircross	2	e4*2007/46*1241*..	60-88	B. M12x1,25 L=28 K17	185/70R15	K4C17B28	
Citroen	Citroen C3 Aircross	2	e4*2007/46*1241*..	60-88	B. M12x1,25 L=28 K17	195/65R15	K4C17B28	
Citroen	Citroen C3 Aircross	2	e4*2007/46*1241*..	60-88	B. M12x1,25 L=28 K17	205/65R15	K4C17B28	
Citroen	Citroen C3 Aircross	2	e4*2007/46*1241*..	60-88	B. M12x1,25 L=28 K17	205/70R15	K4C17B28	

FITMENT LIST AC-518 - 6 J x 15 H2

CODICE ART	FORI-PCD	ET	CENTRAGGIO	ANELLO ADATTATORE	ACCOPIAMENTO
AC-518 8EA	4 X 108	25	Ø65,1	Senza anello	Conico 60°

COSTRUTTORE	DENOMINAZIONE COMMERCIALE	TIPO	OMOLOGAZIONE EUROPEA	RANGE KW	VITE-DADO	PNEUMATICI	CODICE KIT	TRAZIONE
Citroen	Citroen C3 Aircross	2	e4*2007/46*1241*..	60-88	B. M12x1,25 L=28 K17	215/60R15	K4C17B28	
Citroen	Citroen C3 Aircross	2	e4*2007/46*1241*..	60-88	B. M12x1,25 L=28 K17	215/65R15	K4C17B28	
Citroen	Citroen C3 Picasso	SH	e2*2001/116*0371*...;e24*2007/46*0029*...;e2*2007/46*0110*...;	66-88	B. M12x1,25 L=28 K17	185/60R15	K4C17B28	
Citroen	Citroen C3 Picasso	SH	e2*2001/116*0371*...;e24*2007/46*0029*...;e2*2007/46*0110*...;	66-88	B. M12x1,25 L=28 K17	195/55R15	K4C17B28	
Citroen	Citroen C3 Picasso	SH	e2*2001/116*0371*...;e24*2007/46*0029*...;e2*2007/46*0110*...;	66-88	B. M12x1,25 L=28 K17	195/60R15	K4C17B28	
Citroen	Citroen C3 Pluriel	H	e2*2001/116*0266*..;	50-80	B. M12x1,25 L=28 K17	175/65R15	K4C17B28	
Citroen	Citroen C3 Pluriel	H	e2*2001/116*0266*..;	50-80	B. M12x1,25 L=28 K17	185/60R15	K4C17B28	
Citroen	Citroen C3 Pluriel	H	e2*2001/116*0266*..;	50-80	B. M12x1,25 L=28 K17	195/55R15	K4C17B28	
Citroen	Citroen C3 Pluriel	H	e2*2001/116*0266*..;	50-80	B. M12x1,25 L=28 K17	195/60R15	K4C17B28	
Citroen	Citroen C3 Pluriel	H	e2*2001/116*0266*..;	50-80	B. M12x1,25 L=28 K17	205/50R15	K4C17B28	
Citroen	Citroen C3 Pluriel	H	e2*2001/116*0266*..;	50-80	B. M12x1,25 L=28 K17	205/55R15	K4C17B28	
Citroen	Citroen C4	L	e2*2001/116*0302*..;	65-130	B. M12x1,25 L=28 K17	195/65R15	K4C17B28	
Citroen	Citroen C4	N	e2*2007/46*0040*...;e2*2007/46*0079*...;	64-88	B. M12x1,25 L=28 K17	195/65R15	K4C17B28	
Citroen	Citroen C5	D	e2*98/14*0216*...;e2*98/14*0249*...;e2*98/14*0218*...; e2*98/14*0219*...;e2*98/14*0220*...;e2*98/14*0217*...; e2*98/14*0221*...;e2*98/14*0215*...;	66-103	B. M12x1,25 L=26 K19	195/65R15	K4C19B26	
Citroen	Citroen C5	D	e2*98/14*0216*...;e2*98/14*0249*...;e2*98/14*0218*...; e2*98/14*0219*...;e2*98/14*0220*...;e2*98/14*0217*...; e2*98/14*0221*...;e2*98/14*0215*...;	66-103	B. M12x1,25 L=26 K19	205/65R15	K4C19B26	
Citroen	Citroen C-Elysee	D	e2*2007/46*0225*..	53-85	B. M12x1,25 L=28 K17	185/65R15	K4C17B28	
Citroen	Citroen DS3	S	e2*2007/46*0003*..;	66-88	B. M12x1,25 L=28 K17	185/65R15	K4C17B28	
Citroen	Citroen DS3	S	e2*2007/46*0003*..;	66-88	B. M12x1,25 L=28 K17	195/60R15	K4C17B28	
Citroen	Citroen DS3	S	e2*2007/46*0003*..;	66-88	B. M12x1,25 L=28 K17	195/65R15	K4C17B28	
Citroen	Citroen DS3	S	e2*2007/46*0003*..;	66-88	B. M12x1,25 L=28 K17	205/55R15	K4C17B28	
Citroen	Citroen DS3	S	e2*2007/46*0003*..;	66-88	B. M12x1,25 L=28 K17	205/60R15	K4C17B28	
Citroen	Citroen DS3 Cabrio	S	e2*2007/46*0003*19 ..	50-88	B. M12x1,25 L=28 K17	185/65R15	K4C17B28	
Citroen	Citroen DS3 Cabrio	S	e2*2007/46*0003*19 ..	50-88	B. M12x1,25 L=28 K17	195/60R15	K4C17B28	

FITMENT LIST AC-518 - 6 J x 15 H2

CODICE ART	FORI-PCD	ET	CENTRAGGIO	ANELLO ADATTATORE	ACCOPIAMENTO
AC-518 8EA	4 X 108	25	Ø65,1	Senza anello	Conico 60°

COSTRUTTORE	DENOMINAZIONE COMMERCIALE	TIPO	OMOLOGAZIONE EUROPEA	RANGE KW	VITE-DADO	PNEUMATICI	CODICE KIT	TRAZIONE
Citroen	Citroen DS3 Cabrio	S	e2*2007/46*0003*19 ..	50-88	B. M12x1,25 L=28 K17	195/65R15	K4C17B28	
Citroen	Citroen DS3 Cabrio	S	e2*2007/46*0003*19 ..	50-88	B. M12x1,25 L=28 K17	205/55R15	K4C17B28	
Citroen	Citroen DS3 Cabrio	S	e2*2007/46*0003*19 ..	50-88	B. M12x1,25 L=28 K17	205/60R15	K4C17B28	
Opel	Opel Crossland X	P7-MONOCAB-C	e4*2007/46*1194*..;	60-96	B. M12x1,25 L=28 K17	185/70R15	K4C17B28	
Opel	Opel Crossland X	P7-MONOCAB-C	e4*2007/46*1194*..;	60-96	B. M12x1,25 L=28 K17	195/65R15	K4C17B28	
Opel	Opel Crossland X	P7-MONOCAB-C	e4*2007/46*1194*..;	60-96	B. M12x1,25 L=28 K17	205/65R15	K4C17B28	
Opel	Opel Crossland X	P7-MONOCAB-C	e4*2007/46*1194*..;	60-96	B. M12x1,25 L=28 K17	205/70R15	K4C17B28	
Opel	Opel Crossland X	P7-MONOCAB-C	e4*2007/46*1194*..;	60-96	B. M12x1,25 L=28 K17	215/60R15	K4C17B28	
Opel	Opel Crossland X	P7-MONOCAB-C	e4*2007/46*1194*..;	60-96	B. M12x1,25 L=28 K17	215/65R15	K4C17B28	
Peugeot	Peugeot 1007	K	e2*2001/116*0300*..;	50-80	B. M12x1,25 L=28 K17	175/65R15	K4C17B28	
Peugeot	Peugeot 1007	K	e2*2001/116*0300*..;	50-80	B. M12x1,25 L=28 K17	195/55R15	K4C17B28	
Peugeot	Peugeot 1007	K	e2*2001/116*0300*..;	50-80	B. M12x1,25 L=28 K17	205/50R15	K4C17B28	
Peugeot	Peugeot 1007	K	e2*2001/116*0300*..;	50-80	B. M12x1,25 L=28 K17	205/55R15	K4C17B28	
Peugeot	Peugeot 206	2	e2*2001/116*0291*..; e2*2001/116*0311*..;e2*2001/116*0343*..; e2*2001/116*0310*..	40-66	B. M12x1,25 L=28 K17	185/55R15	K4C17B28	
Peugeot	Peugeot 206	2	e2*2001/116*0291*..; e2*2001/116*0311*..;e2*2001/116*0343*..; e2*2001/116*0310*..	40-66	B. M12x1,25 L=28 K17	185/60R15	K4C17B28	
Peugeot	Peugeot 206	2	e2*2001/116*0291*..; e2*2001/116*0311*..;e2*2001/116*0343*..; e2*2001/116*0310*..	40-66	B. M12x1,25 L=28 K17	195/50R15	K4C17B28	
Peugeot	Peugeot 206	2	e2*2001/116*0291*..; e2*2001/116*0311*..;e2*2001/116*0343*..; e2*2001/116*0310*..	40-66	B. M12x1,25 L=28 K17	195/55R15	K4C17B28	
Peugeot	Peugeot 206	2	e2*2001/116*0291*..; e2*2001/116*0311*..;e2*2001/116*0343*..; e2*2001/116*0310*..	40-66	B. M12x1,25 L=28 K17	205/50R15	K4C17B28	
Peugeot	Peugeot 206	2	e2*98/14*0212*..;e2*98/14*0237*..;e2*98/14*0238*..; e2*98/14*0239*..;e2*98/14*0174*..;e2*98/14*0250*..	80-99	B. M12x1,25 L=28 K17	185/55R15	K4C17B28	
Peugeot	Peugeot 206	2	e2*98/14*0212*..;e2*98/14*0237*..;e2*98/14*0238*..; e2*98/14*0239*..;e2*98/14*0174*..;e2*98/14*0250*..	80-99	B. M12x1,25 L=28 K17	185/60R15	K4C17B28	



FITMENT LIST AC-518 - 6 J x 15 H2

CODICE ART	FORI-PCD	ET	CENTRAGGIO	ANELLO ADATTATORE	ACCOPPIAMENTO
AC-518 8EA	4 X 108	25	Ø65,1	Senza anello	Conico 60°

COSTRUTTORE	DENOMINAZIONE COMMERCIALE	TIPO	OMOLOGAZIONE EUROPEA	RANGE KW	VITE-DADO	PNEUMATICI	CODICE KIT	TRAZIONE
Peugeot	Peugeot 206	2	e2*98/14*0212*...;e2*98/14*0237*...;e2*98/14*0238*...; e2*98/14*0239*...;e2*98/14*0174*...;e2*98/14*0250*..	80-99	B. M12x1,25 L=28 K17	195/50R15	K4C17B28	
Peugeot	Peugeot 206	2	e2*98/14*0212*...;e2*98/14*0237*...;e2*98/14*0238*...; e2*98/14*0239*...;e2*98/14*0174*...;e2*98/14*0250*..	80-99	B. M12x1,25 L=28 K17	195/55R15	K4C17B28	
Peugeot	Peugeot 206	2	e2*98/14*0212*...;e2*98/14*0237*...;e2*98/14*0238*...; e2*98/14*0239*...;e2*98/14*0174*...;e2*98/14*0250*..	80-99	B. M12x1,25 L=28 K17	205/50R15	K4C17B28	
Peugeot	Peugeot 206 Plus	2	e2*2001/116*0374*...;	44-55	B. M12x1,25 L=28 K17	185/55R15	K4C17B28	
Peugeot	Peugeot 206 Plus	2	e2*2001/116*0374*...;	44-55	B. M12x1,25 L=28 K17	185/60R15	K4C17B28	
Peugeot	Peugeot 206 Plus	2	e2*2001/116*0374*...;	44-55	B. M12x1,25 L=28 K17	195/50R15	K4C17B28	
Peugeot	Peugeot 206 Plus	2	e2*2001/116*0374*...;	44-55	B. M12x1,25 L=28 K17	195/55R15	K4C17B28	
Peugeot	Peugeot 206 Plus	2	e2*2001/116*0374*...;	44-55	B. M12x1,25 L=28 K17	205/50R15	K4C17B28	
Peugeot	Peugeot 207	W	e2*2001/116*0340*...;	50-110	B. M12x1,25 L=28 K17	185/65R15	K4C17B28	
Peugeot	Peugeot 207	W	e2*2001/116*0340*...;	50-110	B. M12x1,25 L=28 K17	185/70R15	K4C17B28	
Peugeot	Peugeot 207	W	e2*2001/116*0340*...;	50-110	B. M12x1,25 L=28 K17	195/65R15	K4C17B28	
Peugeot	Peugeot 207	W	e2*2001/116*0340*...;	50-110	B. M12x1,25 L=28 K17	205/60R15	K4C17B28	
Peugeot	Peugeot 208	C	e2*2007/46*0070*...;	50-88	B. M12x1,25 L=28 K17	185/65R15	K4C17B28	
Peugeot	Peugeot 208	C	e2*2007/46*0070*...;	50-88	B. M12x1,25 L=28 K17	195/65R15	K4C17B28	
Peugeot	Peugeot 208	C	e2*2007/46*0070*...;	50-88	B. M12x1,25 L=28 K17	205/55R15	K4C17B28	
Peugeot	Peugeot 208	C	e2*2007/46*0070*...;	50-88	B. M12x1,25 L=28 K17	205/60R15	K4C17B28	
Peugeot	Peugeot 208	U	e2*2007/46*0639*05-..	55-96	B. M12x1,25 L=24 K17	185/65R15	K4C17B24	
Peugeot	Peugeot 208	U	e2*2007/46*0639*05-..	55-96	B. M12x1,25 L=24 K17	195/65R15	K4C17B24	
Peugeot	Peugeot 208	U	e2*2007/46*0639*05-..	55-96	B. M12x1,25 L=24 K17	205/55R15	K4C17B24	
Peugeot	Peugeot 208	U	e2*2007/46*0639*05-..	55-96	B. M12x1,25 L=24 K17	205/60R15	K4C17B24	
Peugeot	Peugeot 301	D	e2*2007/46*0224*..	53-85	B. M12x1,25 L=24 K17	185/65R15	K4C17B24	
Peugeot	Peugeot 301	D	e2*2007/46*0224*..	53-85	B. M12x1,25 L=24 K17	195/65R15	K4C17B24	
Peugeot	Peugeot 301	D	e2*2007/46*0224*..	53-85	B. M12x1,25 L=24 K17	205/55R15	K4C17B24	
Peugeot	Peugeot 301	D	e2*2007/46*0224*..	53-85	B. M12x1,25 L=24 K17	205/60R15	K4C17B24	

FIRMATO DIGITALMENTE
DAL FUNZIONARIO TECNICO
DEL C.P.A. DI MILANO:
Angela MARFUGGI

Fitment list redatta, ai sensi e per gli effetti dell'art. 46 e 47 del D.P.R. n. 445/2000, da Alessandro Antonini per la ditta RVS S.r.l.

p.iva. 03846010266 con sede a Castelfranco Veneto (TV) in Via per Salvatronda 60.

FIRMATO DIGITALMENTE DA:
Davide FRACCARO
RVS S.r.l.

Alessandro ANTONINI
RVS S.r.l.



FITMENT LIST AC-518 - 6 J x 15 H2

CODICE ART	FORI-PCD	ET	CENTRAGGIO	ANELLO ADATTATORE	ACCOPIAMENTO
AC-518 8EA	4 X 108	25	Ø65,1	Senza anello	Conico 60°

COSTRUTTORE	DENOMINAZIONE COMMERCIALE	TIPO	OMOLOGAZIONE EUROPEA	RANGE KW	VITE-DADO	PNEUMATICI	CODICE KIT	TRAZIONE
Peugeot	Peugeot 306	7	e2*93/81*0149*..	65	B. M12x1,25 L=26 K19	185/55R15	K4C19B26	
Peugeot	Peugeot 306	7	e2*93/81*0149*..	65	B. M12x1,25 L=26 K19	185/60R15	K4C19B26	
Peugeot	Peugeot 306	7	e2*93/81*0149*..	65	B. M12x1,25 L=26 K19	195/50R15	K4C19B26	
Peugeot	Peugeot 306	7	e2*93/81*0149*..	65	B. M12x1,25 L=26 K19	195/55R15	K4C19B26	
Peugeot	Peugeot 306	7	e2*93/81*0149*..	65	B. M12x1,25 L=26 K19	205/50R15	K4C19B26	
Peugeot	Peugeot 307	3	e2*2001/116*0243*...;e2*2001/116*0287*...;e2*2001/116*0288*...; e2*2001/116*0299*...;e2*2001/116*0333*...;e2*98/14*0242*...; e2*98/14*0245*...;	66	B. M12x1,25 L=28 K17	195/65R15	K4C17B28	
Peugeot	Peugeot 307	3	e2*2001/116*0243*...;e2*2001/116*0287*...;e2*2001/116*0288*...; e2*2001/116*0299*...;e2*2001/116*0333*...;e2*98/14*0242*...; e2*98/14*0245*...;	66	B. M12x1,25 L=28 K17	205/60R15	K4C17B28	
Peugeot	Peugeot 307	3	e2*2001/116*0243*...;e2*2001/116*0287*...;e2*2001/116*0288*...; e2*2001/116*0299*...;e2*2001/116*0333*...;e2*98/14*0242*...; e2*98/14*0245*...;	66	B. M12x1,25 L=28 K17	205/65R15	K4C17B28	
Peugeot	Peugeot 307	3	e2*2001/116*0288*...;e2*2001/116*0243*...;e2*2001/116*0313*...; e2*2001/116*0290*...;e2*2001/116*0235*...;e2*2001/116*0333*...; e2*2001/116*0301*...;e2*2001/116*0299*...;e2*2001/116*0287*..	66	B. M12x1,25 L=28 K17	195/65R15	K4C17B28	
Peugeot	Peugeot 307	3	e2*2001/116*0288*...;e2*2001/116*0243*...;e2*2001/116*0313*...; e2*2001/116*0290*...;e2*2001/116*0235*...;e2*2001/116*0333*...; e2*2001/116*0301*...;e2*2001/116*0299*...;e2*2001/116*0287*..	66	B. M12x1,25 L=28 K17	205/60R15	K4C17B28	
Peugeot	Peugeot 307	3	e2*2001/116*0288*...;e2*2001/116*0243*...;e2*2001/116*0313*...; e2*2001/116*0290*...;e2*2001/116*0235*...;e2*2001/116*0333*...; e2*2001/116*0301*...;e2*2001/116*0299*...;e2*2001/116*0287*..	66	B. M12x1,25 L=28 K17	205/65R15	K4C17B28	



FITMENT LIST AC-518 - 6 J x 15 H2

CODICE ART	FORI-PCD	ET	CENTRAGGIO	ANELLO ADATTATORE	ACCOPIAMENTO
AC-518 1BA	4 X 98	30	Ø58,1	Senza anello	Conico 60°


COSTRUTTORE	DENOMINAZIONE COMMERCIALE	TIPO	OMOLOGAZIONE EUROPEA	RANGE KW	VITE-DADO	PNEUMATICI	CODICE KIT	TRAZIONE
Abarth	500 Abarth	312	e3*2007/46*0064*..;e3*2007/46*0071*..	99-108	B. M12x1,5 L=28 K17	195/55R15	K5C17A28	
Abarth	500 Abarth	312	e3*2007/46*0064*..;e3*2007/46*0071*..	99-108	B. M12x1,5 L=28 K17	205/50R15	K5C17A28	
Alfa Romeo	Alfa 145	930	e3*96/27*0029*..	110	B. M12x1,25 L=26 K19	195/55R15	K4C19B26	
Alfa Romeo	Alfa 145	930	e3*96/27*0029*..	110	B. M12x1,25 L=26 K19	205/50R15	K4C19B26	
Alfa Romeo	Alfa 145	930	e3*96/27*0029*..	110	B. M12x1,25 L=26 K19	205/55R15	K4C19B26	
Alfa Romeo	Alfa 145	930	e3*96/27*0029*..	110	B. M12x1,25 L=26 K19	225/50R15	K4C19B26	
Alfa Romeo	Alfa 146	930	e3*96/27*0029*..	110	B. M12x1,25 L=26 K19	195/55R15	K4C19B26	
Alfa Romeo	Alfa 146	930	e3*96/27*0029*..	110	B. M12x1,25 L=26 K19	205/50R15	K4C19B26	
Alfa Romeo	Alfa 146	930	e3*96/27*0029*..	110	B. M12x1,25 L=26 K19	205/55R15	K4C19B26	
Alfa Romeo	Alfa 146	930	e3*96/27*0029*..	110	B. M12x1,25 L=26 K19	225/50R15	K4C19B26	
Alfa Romeo	Alfa MiTo	955	e3*2001/116*0278*..	58-88	B. M12x1,25 L=28 K17	205/55R15	K4C17B28	
Alfa Romeo	Alfa MiTo	955	e3*2001/116*0278*..	58-88	B. M12x1,25 L=28 K17	225/50R15	K4C17B28	
Citroen	Citroen Nemo	225L	e3*2001/116*0273..; e3*2007/46*0013*..	50-54	B. M12x1,25 L=28 K17	185/65R15	K4C17B28	
Citroen	Citroen Nemo	A	e3*2001/116*0273..; e3*2007/46*0013*..	50-54	B. M12x1,25 L=28 K17	185/65R15	K4C17B28	
Fiat	Fiat 500	312	e3*2007/46*0064*..	51-73,5	B. M12x1,25 L=28 K17	165/65R15	K4C17B28	
Fiat	Fiat 500	312	e3*2007/46*0064*..	51-73,5	B. M12x1,25 L=28 K17	175/60R15	K4C17B28	
Fiat	Fiat 500	312	e3*2007/46*0064*..	51-73,5	B. M12x1,25 L=28 K17	185/55R15	K4C17B28	
Fiat	Fiat 500	312	e3*2007/46*0064*..	51-73,5	B. M12x1,25 L=28 K17	195/50R15	K4C17B28	
Fiat	Fiat 500	312	e3*2007/46*0064*..	51-73,5	B. M12x1,25 L=28 K17	195/55R15	K4C17B28	
Fiat	Fiat 500	312	e3*2007/46*0064*..	51-73,5	B. M12x1,25 L=28 K17	205/50R15	K4C17B28	
Fiat	Fiat 500C	312	e3*2007/46*0064*..	44-77	B. M12x1,25 L=28 K17	165/65R15	K4C17B28	
Fiat	Fiat 500C	312	e3*2007/46*0064*..	44-77	B. M12x1,25 L=28 K17	175/60R15	K4C17B28	
Fiat	Fiat 500C	312	e3*2007/46*0064*..	44-77	B. M12x1,25 L=28 K17	185/55R15	K4C17B28	
Fiat	Fiat 500C	312	e3*2007/46*0064*..	44-77	B. M12x1,25 L=28 K17	195/50R15	K4C17B28	
Fiat	Fiat 500C	312	e3*2007/46*0064*..	44-77	B. M12x1,25 L=28 K17	195/55R15	K4C17B28	
Fiat	Fiat 500C	312	e3*2007/46*0064*..	44-77	B. M12x1,25 L=28 K17	205/50R15	K4C17B28	

FIRMATO DIGITALMENTE
DAL FUNZIONARIO TECNICO
DEL C.P.A. DI MILANO:
Angela MARFUGGI

Fitment list redatta, ai sensi e per gli effetti dell'art. 46 e 47 del D.P.R. n. 445/2000, da Alessandro Antonini per la ditta RVS S.r.l.

p.iva. 03846010266 con sede a Castelfranco Veneto (TV) in Via per Salvatronda 60.

FIRMATO DIGITALMENTE DA:
Davide FRACCARO
RVS S.r.l.



Alessandro ANTONINI
RVS S.r.l.



FITMENT LIST AC-518 - 6 J x 15 H2

CODICE ART	FORI-PCD	ET	CENTRAGGIO	ANELLO ADATTATORE	ACCOPIAMENTO
AC-518 1BA	4 X 98	30	Ø58,1	Senza anello	Conico 60°


COSTRUTTORE	DENOMINAZIONE COMMERCIALE	TIPO	OMOLOGAZIONE EUROPEA	RANGE KW	VITE-DADO	PNEUMATICI	CODICE KIT	TRAZIONE
Fiat	Fiat Barchetta	183	e3*95/54*0005*..; e3*98/14*0005*..	96	B. M12x1,25 L=26 K19	195/55R15	K4C19B26	
Fiat	Fiat Barchetta	183	e3*95/54*0005*..; e3*98/14*0005*..	96	B. M12x1,25 L=26 K19	205/50R15	K4C19B26	
Fiat	Fiat Barchetta	183	e3*95/54*0005*..; e3*98/14*0005*..	96	B. M12x1,25 L=26 K19	205/55R15	K4C19B26	
Fiat	Fiat Brava	182	e3*96/27*0019*..	66	B. M12x1,25 L=26 K19	175/60R15	K4C19B26	
Fiat	Fiat Brava	182	e3*96/27*0019*..	66	B. M12x1,25 L=26 K19	185/55R15	K4C19B26	
Fiat	Fiat Brava	182	e3*96/27*0019*..	66	B. M12x1,25 L=26 K19	185/60R16	K4C19B26	
Fiat	Fiat Brava	182	e3*96/27*0019*..	66	B. M12x1,25 L=26 K19	195/50R15	K4C19B26	
Fiat	Fiat Brava	182	e3*96/27*0019*..	66	B. M12x1,25 L=26 K19	195/55R15	K4C19B26	
Fiat	Fiat Brava	182	e3*96/27*0019*..	66	B. M12x1,25 L=26 K19	205/50R15	K4C19B26	
Fiat	Fiat Bravo	182	e3*96/27*0019*..	66-110	B. M12x1,25 L=28 K17	185/55R15	K4C17B28	
Fiat	Fiat Bravo	182	e3*96/27*0019*..	66-110	B. M12x1,25 L=28 K17	195/50R15	K4C17B28	
Fiat	Fiat Bravo	198	e3*2001/116*0248*..;e3*2001/116*0288*..;e3*2007/46*0022*..	110	B. M12x1,25 L=28 K17	195/65R15	K4C17B28	
Fiat	Fiat Coupe	FA - 175	e3*92/53*0002*..; e3*93/81*0001*..; e3*95/54*0008*..	145	B. M12x1,25 L=26 K19	195/55R15	K4C19B26	
Fiat	Fiat Coupe	FA - 175	e3*92/53*0002*..; e3*93/81*0001*..; e3*95/54*0008*..	145	B. M12x1,25 L=26 K19	205/50R15	K4C19B26	
Fiat	Fiat Coupe	FA - 175	e3*92/53*0002*..; e3*93/81*0001*..; e3*95/54*0008*..	145	B. M12x1,25 L=26 K19	205/55R15	K4C19B26	
Fiat	Fiat Fiorino (M1) - Qubo (M1)	225 - 225L	e3*2001/116*0271*..	54-55	B. M12x1,25 L=28 K17	185/65R15	K4C17B28	
Fiat	Fiat Fiorino (M1) - Qubo (M1)	225 - 225L	e3*2001/116*0271*..	54-55	B. M12x1,25 L=28 K17	185/70R15	K4C17B28	
Fiat	Fiat Fiorino (M1) - Qubo (M1)	225 - 225L	e3*2001/116*0271*..	54-55	B. M12x1,25 L=28 K17	195/60R15	K4C17B28	
Fiat	Fiat Fiorino (M1) - Qubo (M1)	225 - 225L	e3*2001/116*0271*..	54-55	B. M12x1,25 L=28 K17	195/65R15	K4C17B28	
Fiat	Fiat Fiorino (M1) - Qubo (M1)	225 - 225L	e3*2001/116*0271*..	54-55	B. M12x1,25 L=28 K17	205/60R15	K4C17B28	
Fiat	Fiat Fiorino (M1) - Qubo (M1)	225 - 225L	e3*2001/116*0271*..	54-55	B. M12x1,25 L=28 K17	215/60R15	K4C17B28	
Fiat	Fiat Idea	350	e3*2001/116*0153*..	51-74	B. M12x1,25 L=24 K17	195/55R15	K4C17B24	
Fiat	Fiat Idea	350	e3*2001/116*0153*..	51-74	B. M12x1,25 L=24 K17	195/60R15	K4C17B24	
Fiat	Fiat Idea	350	e3*2001/116*0153*..	51-74	B. M12x1,25 L=24 K17	205/50R15	K4C17B24	
Fiat	Fiat Idea	350	e3*2001/116*0153*..	51-74	B. M12x1,25 L=24 K17	205/55R15	K4C17B24	
Fiat	Fiat Linea	323	e3*2001/116*0260*..	57-94	B. M12x1,25 L=28 K17	185/65R15	K4C17B28	

FIRMATO DIGITALMENTE
DAL FUNZIONARIO TECNICO
DEL C.P.A. DI MILANO:
Angela MARFUGGI

Fitment list redatta, ai sensi e per gli effetti dell'art. 46 e 47 del D.P.R. n. 445/2000, da Alessandro Antonini per la ditta RVS S.r.l.

p.iva. 03846010266 con sede a Castelfranco Veneto (TV) in Via per Salvatronda 60.

FIRMATO DIGITALMENTE DA:
Davide FRACCARO
RVS S.r.l.



Alessandro ANTONINI
RVS S.r.l.

FITMENT LIST AC-518 - 6 J x 15 H2

CODICE ART	FORI-PCD	ET	CENTRAGGIO	ANELLO ADATTATORE	ACCOPIAMENTO
AC-518 1BA	4 X 98	30	Ø58,1	Senza anello	Conico 60°

COSTRUTTORE	DENOMINAZIONE COMMERCIALE	TIPO	OMOLOGAZIONE EUROPEA	RANGE KW	VITE-DADO	PNEUMATICI	CODICE KIT	TRAZIONE
Fiat	Fiat Linea	323	e3*2001/116*0260*..	57-94	B. M12x1,25 L=28 K17	195/60R15	K4C17B28	
Fiat	Fiat Linea	323	e3*2001/116*0260*..	57-94	B. M12x1,25 L=28 K17	195/65R15	K4C17B28	
Fiat	Fiat Linea	323	e3*2001/116*0260*..	57-94	B. M12x1,25 L=28 K17	205/55R15	K4C17B28	
Fiat	Fiat Linea	323	e3*2001/116*0260*..	57-94	B. M12x1,25 L=28 K17	205/60R15	K4C17B28	
Fiat	Fiat Marea	185	e3*93/81*0003*..; e3*95/54*0003*..; e3*96/79*0039*..	83	B. M12x1,25 L=26 K19	175/65R15	K4C19B26	
Fiat	Fiat Marea	185	e3*93/81*0003*..; e3*95/54*0003*..; e3*96/79*0039*..	83	B. M12x1,25 L=26 K19	185/60R15	K4C19B26	
Fiat	Fiat Marea	185	e3*93/81*0003*..; e3*95/54*0003*..; e3*96/79*0039*..	83	B. M12x1,25 L=26 K19	195/55R15	K4C19B26	
Fiat	Fiat Marea	185	e3*93/81*0003*..; e3*95/54*0003*..; e3*96/79*0039*..	83	B. M12x1,25 L=26 K19	195/60R15	K4C19B26	
Fiat	Fiat Marea	185	e3*93/81*0003*..; e3*95/54*0003*..; e3*96/79*0039*..	83	B. M12x1,25 L=26 K19	205/50R15	K4C19B26	
Fiat	Fiat Marea	185	e3*93/81*0003*..; e3*95/54*0003*..; e3*96/79*0039*..	83	B. M12x1,25 L=26 K19	205/55R15	K4C19B26	
Fiat	Fiat Multipla	186	e3*96/79*0042*..	85, 86	B. M12x1,25 L=24 K17	185/65R15	K4C17B24	
Fiat	Fiat Multipla	186	e3*96/79*0042*..	85, 86	B. M12x1,25 L=24 K17	185/70R15	K4C17B24	
Fiat	Fiat Multipla	186	e3*96/79*0042*..	85, 86	B. M12x1,25 L=24 K17	195/65R15	K4C17B24	
Fiat	Fiat Multipla	186	e3*96/79*0042*..	85, 86	B. M12x1,25 L=24 K17	215/60R15	K4C17B24	
Fiat	Fiat Palio	178	e3*96/27*0033*..; e3*98/14*0033*..	75	B. M12x1,25 L=26 K19	185/55R15	K4C19B26	
Fiat	Fiat Palio	178	e3*96/27*0033*..; e3*98/14*0033*..	75	B. M12x1,25 L=26 K19	185/60R15	K4C19B26	
Fiat	Fiat Palio	178	e3*96/27*0033*..; e3*98/14*0033*..	75	B. M12x1,25 L=26 K19	195/50R15	K4C19B26	
Fiat	Fiat Palio	178	e3*96/27*0033*..; e3*98/14*0033*..	75	B. M12x1,25 L=26 K19	195/55R15	K4C19B26	
Fiat	Fiat Palio	178	e3*96/27*0033*..; e3*98/14*0033*..	75	B. M12x1,25 L=26 K19	205/50R15	K4C19B26	
Fiat	Fiat Panda	169	e3*2001/116*0151*..	38-73,5	B. M12x1,25 L=28 K17	185/55R15	K4C17B28	
Fiat	Fiat Panda	169	e3*2001/116*0151*..	38-73,5	B. M12x1,25 L=28 K17	195/50R15	K4C17B28	
Fiat	Fiat Panda	312	e3*2007/46*0064*..; e3*2007/46*0071*..	44-63	B. M12x1,25 L=24 K17	185/55R15	K4C17B24	
Fiat	Fiat Panda	312	e3*2007/46*0064*..; e3*2007/46*0071*..	44-63	B. M12x1,25 L=24 K17	185/60R15	K4C17B24	
Fiat	Fiat Panda	312	e3*2007/46*0064*..; e3*2007/46*0071*..	44-63	B. M12x1,25 L=24 K17	195/50R15	K4C17B24	
Fiat	Fiat Panda	312	e3*2007/46*0064*..; e3*2007/46*0071*..	44-63	B. M12x1,25 L=24 K17	195/55R15	K4C17B24	
Fiat	Fiat Panda	312	e3*2007/46*0064*..; e3*2007/46*0071*..	44-63	B. M12x1,25 L=24 K17	205/50R15	K4C17B24	

FITMENT LIST AC-518 - 6 J x 15 H2

CODICE ART	FORI-PCD	ET	CENTRAGGIO	ANELLO ADATTATORE	ACCOPIAMENTO
AC-518 1BA	4 X 98	30	Ø58,1	Senza anello	Conico 60°

COSTRUTTORE	DENOMINAZIONE COMMERCIALE	TIPO	OMOLOGAZIONE EUROPEA	RANGE KW	VITE-DADO	PNEUMATICI	CODICE KIT	TRAZIONE
Fiat	Fiat Punto	176	e3*96/27*0022*..	43-98	B. M12x1,25 L=26 K19	185/55R15	K4C19B26	
Fiat	Fiat Punto	176	e3*96/27*0022*..	43-98	B. M12x1,25 L=26 K19	195/50R15	K4C19B26	
Fiat	Fiat Punto	188	e3*98/14*0088*..	51	B. M12x1,25 L=24 K17	185/55R15	K4C17B24	
Fiat	Fiat Punto	188	e3*98/14*0088*..	51	B. M12x1,25 L=24 K17	185/60R15	K4C17B24	
Fiat	Fiat Punto	188	e3*98/14*0088*..	51	B. M12x1,25 L=24 K17	195/50R15	K4C17B24	
Fiat	Fiat Punto	188	e3*98/14*0088*..	51	B. M12x1,25 L=24 K17	195/55R15	K4C17B24	
Fiat	Fiat Punto	188	e3*98/14*0088*..	51	B. M12x1,25 L=24 K17	205/50R15	K4C17B24	
Ford	Ford KA (II Serie)	RU8	e3*2001/116*0280*..	51-55	B. M12x1,25 L=24 K17	185/55R15	K4C17B24	
Ford	Ford KA (II Serie)	RU8	e3*2001/116*0280*..	51-55	B. M12x1,25 L=24 K17	185/60R15	K4C17B24	
Ford	Ford KA (II Serie)	RU8	e3*2001/116*0280*..	51-55	B. M12x1,25 L=24 K17	195/50R15	K4C17B24	
Ford	Ford KA (II Serie)	RU8	e3*2001/116*0280*..	51-55	B. M12x1,25 L=24 K17	195/55R15	K4C17B24	
Ford	Ford KA (II Serie)	RU8	e3*2001/116*0280*..	51-55	B. M12x1,25 L=24 K17	205/50R15	K4C17B24	
Lancia	Lancia Dedra	835	e3*96/27*0020*00 ..	57-102	B. M12x1,25 L=24 K17	185/55R15	K4C17B24	
Lancia	Lancia Dedra	835	e3*96/27*0020*00 ..	57-102	B. M12x1,25 L=24 K17	195/50R15	K4C17B24	
Lancia	Lancia Dedra	835	e3*96/27*0020*00 ..	57-102	B. M12x1,25 L=24 K17	205/50R15	K4C17B24	
Lancia	Lancia Lybra	839	e3*98/14*0047*..; e3*98/14*0084*..	113	B. M12x1,25 L=24 K17	195/65R15	K4C17B24	
Lancia	Lancia Lybra	839	e3*98/14*0047*..; e3*98/14*0084*..	113	B. M12x1,25 L=24 K17	205/60R15	K4C17B24	
Lancia	Lancia Musa	350	e3*2001/116*0153*..	51-74	B. M12x1,25 L=24 K17	195/55R15	K4C17B24	
Lancia	Lancia Musa	350	e3*2001/116*0153*..	51-74	B. M12x1,25 L=24 K17	195/60R15	K4C17B24	
Lancia	Lancia Musa	350	e3*2001/116*0153*..	51-74	B. M12x1,25 L=24 K17	205/50R15	K4C17B24	
Lancia	Lancia Musa	350	e3*2001/116*0153*..	51-74	B. M12x1,25 L=24 K17	205/55R15	K4C17B24	
Lancia	Lancia Y	840	e3*98/14*0004*..; e3*95/54*0004*..	40-63	B. M12x1,25 L=24 K17	175/60R15	K4C17B24	
Lancia	Lancia Y	840	e3*98/14*0004*..; e3*95/54*0004*..	40-63	B. M12x1,25 L=24 K17	185/55R15	K4C17B24	
Lancia	Lancia Y	840	e3*98/14*0004*..; e3*95/54*0004*..	40-63	B. M12x1,25 L=24 K17	195/50R15	K4C17B24	
Lancia	Lancia Y	840	e3*98/14*0004*..; e3*95/54*0004*..	40-63	B. M12x1,25 L=24 K17	205/50R15	K4C17B24	
Lancia	Lancia Ypsilon	312	e3*2007/46*0064*..	51-70	B. M12x1,25 L=24 K17	175/65R15	K4C17B24	

FITMENT LIST AC-518 - 6 J x 15 H2

CODICE ART	FORI-PCD	ET	CENTRAGGIO	ANELLO ADATTATORE	ACCOPIAMENTO
AC-518 1BA	4 X 98	30	Ø58,1	Senza anello	Conico 60°

COSTRUTTORE	DENOMINAZIONE COMMERCIALE	TIPO	OMOLOGAZIONE EUROPEA	RANGE KW	VITE-DADO	PNEUMATICI	CODICE KIT	TRAZIONE
Lancia	Lancia Ypsilon	312	e3*2007/46*0064*..	51-70	B. M12x1,25 L=24 K17	185/55R15	K4C17B24	
Lancia	Lancia Ypsilon	312	e3*2007/46*0064*..	51-70	B. M12x1,25 L=24 K17	185/60R15	K4C17B24	
Lancia	Lancia Ypsilon	312	e3*2007/46*0064*..	51-70	B. M12x1,25 L=24 K17	195/55R15	K4C17B24	
Lancia	Lancia Ypsilon	312	e3*2007/46*0064*..	51-70	B. M12x1,25 L=24 K17	195/60R15	K4C17B24	
Lancia	Lancia Ypsilon	312	e3*2007/46*0064*..	51-70	B. M12x1,25 L=24 K17	205/50R15	K4C17B24	
Lancia	Lancia Ypsilon	312	e3*2007/46*0064*..	51-70	B. M12x1,25 L=24 K17	205/55R15	K4C17B24	
Lancia	Lancia Ypsilon	843	e3*2001/116*0149*..	44-77	B. M12x1,25 L=24 K17	175/60R15	K4C17B24	
Lancia	Lancia Ypsilon	843	e3*2001/116*0149*..	44-77	B. M12x1,25 L=24 K17	185/55R15	K4C17B24	
Lancia	Lancia Ypsilon	843	e3*2001/116*0149*..	44-77	B. M12x1,25 L=24 K17	195/50R15	K4C17B24	
Lancia	Lancia Ypsilon	843	e3*2001/116*0149*..	44-77	B. M12x1,25 L=24 K17	205/50R15	K4C17B24	
Peugeot	Peugeot Bipper (M1)	225L	e3*2001/116*0272*..	50-54	B. M12x1,25 L=28 K17	185/65R15	K4C17B28	
Peugeot	Peugeot Bipper (M1)	225L	e3*2001/116*0272*..	50-54	B. M12x1,25 L=28 K17	185/70R15	K4C17B28	
Peugeot	Peugeot Bipper (M1)	225L	e3*2001/116*0272*..	50-54	B. M12x1,25 L=28 K17	195/65R15	K4C17B28	
Peugeot	Peugeot Bipper (M1)	225L	e3*2001/116*0272*..	50-54	B. M12x1,25 L=28 K17	205/60R15	K4C17B28	
Peugeot	Peugeot Bipper (M1)	A	e3*2001/116*0272*..	50-54	B. M12x1,25 L=28 K17	185/65R15	K4C17B28	
Peugeot	Peugeot Bipper (M1)	A	e3*2001/116*0272*..	50-54	B. M12x1,25 L=28 K17	185/70R15	K4C17B28	
Peugeot	Peugeot Bipper (M1)	A	e3*2001/116*0272*..	50-54	B. M12x1,25 L=28 K17	195/65R15	K4C17B28	
Peugeot	Peugeot Bipper (M1)	A	e3*2001/116*0272*..	50-54	B. M12x1,25 L=28 K17	205/60R15	K4C17B28	

FITMENT LIST AC-518 - 6 J x 15 H2

CODICE ART	FORI-PCD	ET	CENTRAGGIO	ANELLO ADATTATORE	ACCOPIAMENTO
AC-518 409A	4 X 100	38	Ø73,1	Ø73,1 - Ø54,1	Conico 60°

COSTRUTTORE	DENOMINAZIONE COMMERCIALE	TIPO	OMOLOGAZIONE EUROPEA	RANGE KW	VITE-DADO	PNEUMATICI	CODICE KIT	TRAZIONE
Citroen	Citroen C1	P	Omologazioni consentite a partire da e11*2001/116*0238*11..	51, 60	B. M12x1,5 L=28 K17	165/60R15	K4C17A28731541	
Citroen	Citroen C1	P	Omologazioni consentite a partire da e11*2001/116*0238*11..	51, 60	B. M12x1,5 L=28 K17	175/55R15	K4C17A28731541	
Citroen	Citroen C1	P	Omologazioni consentite a partire da e11*2001/116*0238*11..	51, 60	B. M12x1,5 L=28 K17	185/55R15	K4C17A28731541	
Citroen	Citroen C1	P	Omologazioni consentite a partire da e11*2001/116*0238*11..	51, 60	B. M12x1,5 L=28 K17	195/45R15	K4C17A28731541	
Citroen	Citroen C1	P	Omologazioni consentite a partire da e11*2001/116*0238*11..	51, 60	B. M12x1,5 L=28 K17	195/50R15	K4C17A28731541	
Citroen	Citroen C1	P - PG	e11*2007/46*0056*..	50	B. M12x1,5 L=28 K17	165/60R15	K4C17A28731541	
Citroen	Citroen C1	P - PG	e11*2007/46*0056*..	50	B. M12x1,5 L=28 K17	175/55R15	K4C17A28731541	
Citroen	Citroen C1	P - PG	e11*2007/46*0056*..	50	B. M12x1,5 L=28 K17	185/55R15	K4C17A28731541	
Citroen	Citroen C1	P - PG	e11*2007/46*0056*..	50	B. M12x1,5 L=28 K17	195/45R15	K4C17A28731541	
Citroen	Citroen C1	P - PG	e11*2007/46*0056*..	50	B. M12x1,5 L=28 K17	195/50R15	K4C17A28731541	
Daihatsu	Daihatsu Charade	XP9	e11*2001/116*0249*..	73	D. M12x1,5 K21 Chiuso	175/65R15	K4D8731541	
Daihatsu	Daihatsu Charade	XP9	e11*2001/116*0249*..	73	D. M12x1,5 K21 Chiuso	185/60R15	K4D8731541	
Daihatsu	Daihatsu Charade	XP9	e11*2001/116*0249*..	73	D. M12x1,5 K21 Chiuso	195/55R15	K4D8731541	
Daihatsu	Daihatsu Charade	XP9	e11*2001/116*0249*..	73	D. M12x1,5 K21 Chiuso	195/60R15	K4D8731541	
Daihatsu	Daihatsu Charade	XP9	e11*2001/116*0249*..	73	D. M12x1,5 K21 Chiuso	205/50R15	K4D8731541	
Daihatsu	Daihatsu Charade	XP9	e11*2001/116*0249*..	73	D. M12x1,5 K21 Chiuso	205/55R15	K4D8731541	
Daihatsu	Daihatsu Copen	L8	e13*2001/116*0120*..	50	D. M12x1,5 K21 Chiuso	175/65R15	K4D8731541	
Daihatsu	Daihatsu Copen	L8	e13*2001/116*0120*..	50	D. M12x1,5 K21 Chiuso	185/60R15	K4D8731541	
Daihatsu	Daihatsu Copen	L8	e13*2001/116*0120*..	50	D. M12x1,5 K21 Chiuso	195/55R15	K4D8731541	
Daihatsu	Daihatsu Copen	L8	e13*2001/116*0120*..	50	D. M12x1,5 K21 Chiuso	195/60R15	K4D8731541	
Daihatsu	Daihatsu Copen	L8	e13*2001/116*0120*..	50	D. M12x1,5 K21 Chiuso	205/50R15	K4D8731541	
Daihatsu	Daihatsu Copen	L8	e13*2001/116*0120*..	50	D. M12x1,5 K21 Chiuso	205/55R15	K4D8731541	
Daihatsu	Daihatsu Cuore	L27	e6*2001/116*0110*..	51	D. M12x1,5 K21 Chiuso	175/65R15	K4D8731541	
Daihatsu	Daihatsu Cuore	L27	e6*2001/116*0110*..	51	D. M12x1,5 K21 Chiuso	185/60R15	K4D8731541	
Daihatsu	Daihatsu Cuore	L27	e6*2001/116*0110*..	51	D. M12x1,5 K21 Chiuso	195/55R15	K4D8731541	
Daihatsu	Daihatsu Cuore	L27	e6*2001/116*0110*..	51	D. M12x1,5 K21 Chiuso	195/60R15	K4D8731541	

FITMENT LIST AC-518 - 6 J x 15 H2

CODICE ART	FORI-PCD	ET	CENTRAGGIO	ANELLO ADATTATORE	ACCOPIAMENTO
AC-518 409A	4 X 100	38	Ø73,1	Ø73,1 - Ø54,1	Conico 60°

COSTRUTTORE	DENOMINAZIONE COMMERCIALE	TIPO	OMOLOGAZIONE EUROPEA	RANGE KW	VITE-DADO	PNEUMATICI	CODICE KIT	TRAZIONE
Daihatsu	Daihatsu Cuore	L27	e6*2001/116*0110*..	51	D. M12x1,5 K21 Chiuso	205/50R15	K4D8731541	
Daihatsu	Daihatsu Cuore	L27	e6*2001/116*0110*..	51	D. M12x1,5 K21 Chiuso	205/55R15	K4D8731541	
Daihatsu	Daihatsu Materia	M4	e13*2001/116*0198*..	67-76	D. M12x1,5 K21 Chiuso	175/65R15	K4D8731541	
Daihatsu	Daihatsu Materia	M4	e13*2001/116*0198*..	67-76	D. M12x1,5 K21 Chiuso	185/60R15	K4D8731541	
Daihatsu	Daihatsu Materia	M4	e13*2001/116*0198*..	67-76	D. M12x1,5 K21 Chiuso	195/55R15	K4D8731541	
Daihatsu	Daihatsu Materia	M4	e13*2001/116*0198*..	67-76	D. M12x1,5 K21 Chiuso	195/60R15	K4D8731541	
Daihatsu	Daihatsu Materia	M4	e13*2001/116*0198*..	67-76	D. M12x1,5 K21 Chiuso	205/50R15	K4D8731541	
Daihatsu	Daihatsu Materia	M4	e13*2001/116*0198*..	67-76	D. M12x1,5 K21 Chiuso	205/55R15	K4D8731541	
Daihatsu	Daihatsu Sirion	M3	e13*2001/116*0147*..; e13*2003/97*0147*..	41-76	D. M12x1,5 K21 Chiuso	185/55R15	K4D8731541	
Daihatsu	Daihatsu Sirion	M3	e13*2001/116*0147*..; e13*2003/97*0147*..	41-76	D. M12x1,5 K21 Chiuso	185/60R15	K4D8731541	
Daihatsu	Daihatsu Sirion	M3	e13*2001/116*0147*..; e13*2003/97*0147*..	41-76	D. M12x1,5 K21 Chiuso	195/50R15	K4D8731541	
Daihatsu	Daihatsu Sirion	M3	e13*2001/116*0147*..; e13*2003/97*0147*..	41-76	D. M12x1,5 K21 Chiuso	195/55R15	K4D8731541	
Daihatsu	Daihatsu Sirion	M3	e13*2001/116*0147*..; e13*2003/97*0147*..	41-76	D. M12x1,5 K21 Chiuso	205/50R15	K4D8731541	
Daihatsu	Daihatsu Trevis	L65	e13*2001/116*0174*..	43	D. M12x1,5 K21 Chiuso	195/45R15	K4D8731541	
Daihatsu	Daihatsu YRV	M2	e6*98/14*0077*..	64	D. M12x1,5 K21 Chiuso	195/45R15	K4D8731541	
Hyundai	Hyundai Accent	MC - MCT	e4*2001/116*0103*..; e4*2001/116*0110*	71-83	D. M12x1,5 K21 Chiuso	185/55R15	K4D8731541	
Hyundai	Hyundai Accent	MC - MCT	e4*2001/116*0103*..; e4*2001/116*0110*	71-83	D. M12x1,5 K21 Chiuso	195/50R15	K4D8731541	
Hyundai	Hyundai Accent	MC - MCT	e4*2001/116*0103*..; e4*2001/116*0110*	71-83	D. M12x1,5 K21 Chiuso	205/50R15	K4D8731541	
Hyundai	Hyundai Atos	MX - ATOS	Omologazioni consentite a partire da e11*96/79*0092*06	43	D. M12x1,5 K21 Chiuso	195/45R15	K4D8731541	
Hyundai	Hyundai Atos Prime	MXI	e11*2001/116*0220*..	43-46	D. M12x1,5 K21 Chiuso	195/45R15	K4D8731541	
Hyundai	Hyundai Getz	TB - TBI	e4*98/14*0066*..; e4*2001/116*0123*..	46-77	D. M12x1,5 K21 Chiuso	175/60R15	K4D8731541	
Hyundai	Hyundai Getz	TB - TBI	e4*98/14*0066*..; e4*2001/116*0123*..	46-77	D. M12x1,5 K21 Chiuso	185/55R15	K4D8731541	
Hyundai	Hyundai Getz	TB - TBI	e4*98/14*0066*..; e4*2001/116*0123*..	46-77	D. M12x1,5 K21 Chiuso	185/60R15	K4D8731541	
Hyundai	Hyundai Getz	TB - TBI	e4*98/14*0066*..; e4*2001/116*0123*..	46-77	D. M12x1,5 K21 Chiuso	195/50R15	K4D8731541	
Hyundai	Hyundai Getz	TB - TBI	e4*98/14*0066*..; e4*2001/116*0123*..	46-77	D. M12x1,5 K21 Chiuso	195/55R15	K4D8731541	
Hyundai	Hyundai Getz	TB - TBI	e4*98/14*0066*..; e4*2001/116*0123*..	46-77	D. M12x1,5 K21 Chiuso	205/50R15	K4D8731541	

FITMENT LIST AC-518 - 6 J x 15 H2

CODICE ART	FORI-PCD	ET	CENTRAGGIO	ANELLO ADATTATORE	ACCOPIAMENTO
AC-518 409A	4 X 100	38	Ø73,1	Ø73,1 - Ø54,1	Conico 60°

COSTRUTTORE	DENOMINAZIONE COMMERCIALE	TIPO	OMOLOGAZIONE EUROPEA	RANGE KW	VITE-DADO	PNEUMATICI	CODICE KIT	TRAZIONE
Hyundai	Hyundai i10	IA	e11*2007/46*1008*..	48-64	D. M12x1,5 K21 Chiuso	175/60R15	K4D8731541	
Hyundai	Hyundai i10	IA	e11*2007/46*1008*..	48-64	D. M12x1,5 K21 Chiuso	185/55R15	K4D8731541	
Hyundai	Hyundai i10	IA	e11*2007/46*1008*..	48-64	D. M12x1,5 K21 Chiuso	185/60R15	K4D8731541	
Hyundai	Hyundai i10	IA	e11*2007/46*1008*..	48-64	D. M12x1,5 K21 Chiuso	195/50R15	K4D8731541	
Hyundai	Hyundai i10	IA	e11*2007/46*1008*..	48-64	D. M12x1,5 K21 Chiuso	195/55R15	K4D8731541	
Hyundai	Hyundai i10	IA	e11*2007/46*1008*..	48-64	D. M12x1,5 K21 Chiuso	205/50R15	K4D8731541	
Hyundai	Hyundai i10	PA	e4*2001/116*0131*..	48,5-57	D. M12x1,5 K21 Chiuso	175/60R15	K4D8731541	
Hyundai	Hyundai i10	PA	e4*2001/116*0131*..	48,5-57	D. M12x1,5 K21 Chiuso	185/55R15	K4D8731541	
Hyundai	Hyundai i10	PA	e4*2001/116*0131*..	48,5-57	D. M12x1,5 K21 Chiuso	185/60R15	K4D8731541	
Hyundai	Hyundai i10	PA	e4*2001/116*0131*..	48,5-57	D. M12x1,5 K21 Chiuso	195/50R15	K4D8731541	
Hyundai	Hyundai i10	PA	e4*2001/116*0131*..	48,5-57	D. M12x1,5 K21 Chiuso	195/55R15	K4D8731541	
Hyundai	Hyundai i10	PA	e4*2001/116*0131*..	48,5-57	D. M12x1,5 K21 Chiuso	205/50R15	K4D8731541	
Hyundai	Hyundai i20	GB	e11*2007/46*1600*..	55-88	D. M12x1,5 K21 Chiuso	185/65R15	K4D8731541	
Hyundai	Hyundai i20	GB	e11*2007/46*1600*..	55-88	D. M12x1,5 K21 Chiuso	195/60R15	K4D8731541	
Hyundai	Hyundai i20	GB	e11*2007/46*1600*..	55-88	D. M12x1,5 K21 Chiuso	195/65R15	K4D8731541	
Hyundai	Hyundai i20	GB	e11*2007/46*1600*..	55-88	D. M12x1,5 K21 Chiuso	205/55R15	K4D8731541	
Hyundai	Hyundai i20	GB	e11*2007/46*1600*..	55-88	D. M12x1,5 K21 Chiuso	205/60R15	K4D8731541	
Hyundai	Hyundai i20	PB	e11*2001/116*0333*..	55-94	D. M12x1,5 K21 Chiuso	175/65R15	K4D8731541	
Hyundai	Hyundai i20	PB	e11*2001/116*0333*..	55-94	D. M12x1,5 K21 Chiuso	185/60R15	K4D8731541	
Hyundai	Hyundai i20	PB	e11*2001/116*0333*..	55-94	D. M12x1,5 K21 Chiuso	195/55R15	K4D8731541	
Hyundai	Hyundai i20	PB	e11*2001/116*0333*..	55-94	D. M12x1,5 K21 Chiuso	195/60R15	K4D8731541	
Hyundai	Hyundai i20	PB	e11*2001/116*0333*..	55-94	D. M12x1,5 K21 Chiuso	205/50R15	K4D8731541	
Hyundai	Hyundai i20	PB	e11*2001/116*0333*..	55-94	D. M12x1,5 K21 Chiuso	205/55R15	K4D8731541	
Hyundai	Hyundai i20 Active	GB	e11*2007/46*1600*..	55-88	D. M12x1,5 K21 Chiuso	185/65R15	K4D8731541	
Hyundai	Hyundai i20 Active	GB	e11*2007/46*1600*..	55-88	D. M12x1,5 K21 Chiuso	195/60R15	K4D8731541	
Hyundai	Hyundai i20 Active	GB	e11*2007/46*1600*..	55-88	D. M12x1,5 K21 Chiuso	195/65R15	K4D8731541	

FITMENT LIST AC-518 - 6 J x 15 H2

CODICE ART	FORI-PCD	ET	CENTRAGGIO	ANELLO ADATTATORE	ACCOPIAMENTO
AC-518 409A	4 X 100	38	Ø73,1	Ø73,1 - Ø54,1	Conico 60°

COSTRUTTORE	DENOMINAZIONE COMMERCIALE	TIPO	OMOLOGAZIONE EUROPEA	RANGE KW	VITE-DADO	PNEUMATICI	CODICE KIT	TRAZIONE
Hyundai	Hyundai i20 Active	GB	e11*2007/46*1600*..	55-88	D. M12x1,5 K21 Chiuso	205/55R15	K4D8731541	
Hyundai	Hyundai i20 Active	GB	e11*2007/46*1600*..	55-88	D. M12x1,5 K21 Chiuso	205/60R15	K4D8731541	
Kia	Kia Picanto	BA	e4*2001/116*0085*..	44-48	D. M12x1,5 K21 Chiuso	185/60R15	K4D8731541	
Kia	Kia Picanto	BA	e4*2001/116*0085*..	44-48	D. M12x1,5 K21 Chiuso	195/55R15	K4D8731541	
Kia	Kia Picanto	BA	e4*2001/116*0085*..	44-48	D. M12x1,5 K21 Chiuso	205/50R15	K4D8731541	
Kia	Kia Picanto	JA	e11*2007/14*3848*..; e5*2007/14*1078*..	49-62	D. M12x1,5 K21 Chiuso	185/60R15	K4D8731541	
Kia	Kia Picanto	JA	e11*2007/14*3848*..; e5*2007/14*1078*..	49-62	D. M12x1,5 K21 Chiuso	195/55R15	K4D8731541	
Kia	Kia Picanto	JA	e11*2007/14*3848*..; e5*2007/14*1078*..	49-62	D. M12x1,5 K21 Chiuso	205/50R15	K4D8731541	
Kia	Kia Picanto	TA	e4*2007/46*0256*..	49-63	D. M12x1,5 K21 Chiuso	185/60R15	K4D8731541	
Kia	Kia Picanto	TA	e4*2007/46*0256*..	49-63	D. M12x1,5 K21 Chiuso	195/55R15	K4D8731541	
Kia	Kia Picanto	TA	e4*2007/46*0256*..	49-63	D. M12x1,5 K21 Chiuso	205/50R15	K4D8731541	
Kia	Kia Rio	DE	e4*2001/116*0093*..	65-83	D. M12x1,5 K21 Chiuso	175/65R15	K4D8731541	
Kia	Kia Rio	DE	e4*2001/116*0093*..	65-83	D. M12x1,5 K21 Chiuso	185/60R15	K4D8731541	
Kia	Kia Rio	DE	e4*2001/116*0093*..	65-83	D. M12x1,5 K21 Chiuso	195/55R15	K4D8731541	
Kia	Kia Rio	DE	e4*2001/116*0093*..	65-83	D. M12x1,5 K21 Chiuso	195/60R15	K4D8731541	
Kia	Kia Rio	DE	e4*2001/116*0093*..	65-83	D. M12x1,5 K21 Chiuso	205/50R15	K4D8731541	
Kia	Kia Rio	DE	e4*2001/116*0093*..	65-83	D. M12x1,5 K21 Chiuso	205/55R15	K4D8731541	
Kia	Kia Rio	UB	e11*2007/46*0195*..- incl. Facelift 2015	55-80	D. M12x1,5 K21 Chiuso	185/65R15	K4D8731541	
Kia	Kia Rio	UB	e11*2007/46*0195*..- incl. Facelift 2015	55-80	D. M12x1,5 K21 Chiuso	195/60R15	K4D8731541	
Kia	Kia Rio	UB	e11*2007/46*0195*..- incl. Facelift 2015	55-80	D. M12x1,5 K21 Chiuso	195/65R15	K4D8731541	
Kia	Kia Rio	UB	e11*2007/46*0195*..- incl. Facelift 2015	55-80	D. M12x1,5 K21 Chiuso	205/55R15	K4D8731541	
Kia	Kia Rio	UB	e11*2007/46*0195*..- incl. Facelift 2015	55-80	D. M12x1,5 K21 Chiuso	205/60R15	K4D8731541	
Kia	Kia Rio	YB	e11*2007/46*3777*..	57-88	D. M12x1,5 K21 Chiuso	185/65R15	K4D8731541	
Kia	Kia Rio	YB	e11*2007/46*3777*..	57-88	D. M12x1,5 K21 Chiuso	195/60R15	K4D8731541	
Kia	Kia Rio	YB	e11*2007/46*3777*..	57-88	D. M12x1,5 K21 Chiuso	195/65R15	K4D8731541	
Kia	Kia Rio	YB	e11*2007/46*3777*..	57-88	D. M12x1,5 K21 Chiuso	205/55R15	K4D8731541	

FITMENT LIST AC-518 - 6 J x 15 H2

CODICE ART	FORI-PCD	ET	CENTRAGGIO	ANELLO ADATTATORE	ACCOPIAMENTO
AC-518 409A	4 X 100	38	Ø73,1	Ø73,1 - Ø54,1	Conico 60°

COSTRUTTORE	DENOMINAZIONE COMMERCIALE	TIPO	OMOLOGAZIONE EUROPEA	RANGE KW	VITE-DADO	PNEUMATICI	CODICE KIT	TRAZIONE
Kia	Kia Rio	YB	e11*2007/46*3777*..	57-88	D. M12x1,5 K21 Chiuso	205/60R15	K4D8731541	
Kia	Kia Stonic	YB	e11*2007/46*3777*..	57-88	D. M12x1,5 K21 Chiuso	185/65R15	K4D8731541	
Kia	Kia Stonic	YB	e11*2007/46*3777*..	57-88	D. M12x1,5 K21 Chiuso	195/60R15	K4D8731541	
Kia	Kia Stonic	YB	e11*2007/46*3777*..	57-88	D. M12x1,5 K21 Chiuso	195/65R15	K4D8731541	
Kia	Kia Stonic	YB	e11*2007/46*3777*..	57-88	D. M12x1,5 K21 Chiuso	205/55R15	K4D8731541	
Kia	Kia Stonic	YB	e11*2007/46*3777*..	57-88	D. M12x1,5 K21 Chiuso	205/60R15	K4D8731541	
Mazda	Mazda 2	DE	e13*2001/116*0254*,e13*2001/116*0255*.	55-76	D. M12x1,5 K21 Chiuso	185/55R15	K4D8731541	
Mazda	Mazda 2	DE	e13*2001/116*0254*,e13*2001/116*0255*.	55-76	D. M12x1,5 K21 Chiuso	195/50R15	K4D8731541	
Mazda	Mazda 2	DE	e13*2001/116*0254*,e13*2001/116*0255*.	55-76	D. M12x1,5 K21 Chiuso	195/55R15	K4D8731541	
Mazda	Mazda 2	DE	e13*2001/116*0254*,e13*2001/116*0255*.	55-76	D. M12x1,5 K21 Chiuso	205/50R15	K4D8731541	
Mazda	Mazda 2	DJ1	e1*2007/46*1335*..	55-85	D. M12x1,5 K21 Chiuso	185/55R15	K4D8731541	
Mazda	Mazda 2	DJ1	e1*2007/46*1335*..	55-85	D. M12x1,5 K21 Chiuso	195/50R15	K4D8731541	
Mazda	Mazda 2	DJ1	e1*2007/46*1335*..	55-85	D. M12x1,5 K21 Chiuso	195/55R15	K4D8731541	
Mazda	Mazda 2	DJ1	e1*2007/46*1335*..	55-85	D. M12x1,5 K21 Chiuso	205/50R15	K4D8731541	
Mazda	Mazda 323	B	e1*97/27*0094*..; e1*98/14*0094*..; e1*98/14*0181*..; e13*96/27*0023*..	54-84	D. M12x1,5 K21 Chiuso	195/60R15	K4D8731541	
Mazda	Mazda 323	B	e1*97/27*0094*..; e1*98/14*0094*..; e1*98/14*0181*..; e13*96/27*0023*..	54-84	D. M12x1,5 K21 Chiuso	205/50R15	K4D8731541	
Mazda	Mazda 323	B	e1*97/27*0094*..; e1*98/14*0094*..; e1*98/14*0181*..; e13*96/27*0023*..	54-84	D. M12x1,5 K21 Chiuso	205/55R15	K4D8731541	
Mazda	Mazda Demio	DW	e1*97/27*0093*..	46-55	D. M12x1,5 K21 Chiuso	195/60R15	K4D8731541	
Mazda	Mazda Demio	DW	e1*97/27*0093*..	46-55	D. M12x1,5 K21 Chiuso	205/50R15	K4D8731541	
Mazda	Mazda Demio	DW	e1*97/27*0093*..	46-55	D. M12x1,5 K21 Chiuso	205/55R15	K4D8731541	
Mazda	Mazda MX-3	EC	F946,e13*96/27*0027*..	65-98	D. M12x1,5 K21 Chiuso	195/60R15	K4D8731541	
Mazda	Mazda MX-3	EC	F946,e13*96/27*0027*..	65-98	D. M12x1,5 K21 Chiuso	205/50R15	K4D8731541	
Mazda	Mazda MX-3	EC	F946,e13*96/27*0027*..	65-98	D. M12x1,5 K21 Chiuso	205/55R15	K4D8731541	
Mazda	Mazda MX-5	NB - NBD	e11*96/79*0083*..;e11*98/14*0083*..;e1*98/14*0192*..	81-107	D. M12x1,5 K21 Chiuso	185/55R15	K4D8731541	

FITMENT LIST AC-518 - 6 J x 15 H2

CODICE ART	FORI-PCD	ET	CENTRAGGIO	ANELLO ADATTATORE	ACCOPIAMENTO
AC-518 409A	4 X 100	38	Ø73,1	Ø73,1 - Ø54,1	Conico 60°

COSTRUTTORE	DENOMINAZIONE COMMERCIALE	TIPO	OMOLOGAZIONE EUROPEA	RANGE KW	VITE-DADO	PNEUMATICI	CODICE KIT	TRAZIONE
Mazda	Mazda MX-5	NB - NBD	e11*96/79*0083*...e11*98/14*0083*...e1*98/14*0192*..	81-107	D. M12x1,5 K21 Chiuso	195/50R15	K4D8731541	
Mazda	Mazda MX-5	NB - NBD	e11*96/79*0083*...e11*98/14*0083*...e1*98/14*0192*..	81-107	D. M12x1,5 K21 Chiuso	205/50R15	K4D8731541	
Nissan	Nissan Pixo	HF	e6*2001/116*0124*..	50	D. M12x1,25 K19 Chiuso	185/55R15	K4D2731541	
Nissan	Nissan Pixo	HF	e6*2001/116*0124*..	50	D. M12x1,25 K19 Chiuso	195/55R15	K4D2731541	
Opel	Opel Agila	H00	e1*98/14*0141*..	43-55	D. M12x1,25 K19 Chiuso	175/65R15	K4D2731541	
Opel	Opel Agila	H00	e1*98/14*0141*..	43-55	D. M12x1,25 K19 Chiuso	185/60R15	K4D2731541	
Opel	Opel Agila	H00	e1*98/14*0141*..	43-55	D. M12x1,25 K19 Chiuso	185/65R15	K4D2731541	
Opel	Opel Agila	H00	e1*98/14*0141*..	43-55	D. M12x1,25 K19 Chiuso	195/65R15	K4D2731541	
Opel	Opel Agila	H00	e1*98/14*0141*..	43-55	D. M12x1,25 K19 Chiuso	205/60R15	K4D2731541	
Opel	Opel Agila	H-B	e4*2001/116*0135*..	48-63	B. M12x1,5 L=28 K17	165/65R15	K4C17A28731541	
Opel	Opel Agila	H-B	e4*2001/116*0135*..	48-63	B. M12x1,5 L=28 K17	175/60R15	K4C17A28731541	
Opel	Opel Agila	H-B	e4*2001/116*0135*..	48-63	B. M12x1,5 L=28 K17	185/55R15	K4C17A28731541	
Opel	Opel Agila	H-B	e4*2001/116*0135*..	48-63	B. M12x1,5 L=28 K17	185/60R15	K4C17A28731541	
Opel	Opel Agila	H-B	e4*2001/116*0135*..	48-63	B. M12x1,5 L=28 K17	195/50R15	K4C17A28731541	
Opel	Opel Agila	H-B	e4*2001/116*0135*..	48-63	B. M12x1,5 L=28 K17	195/55R15	K4C17A28731541	
Opel	Opel Agila	H-B	e4*2001/116*0135*..	48-63	B. M12x1,5 L=28 K17	205/50R15	K4C17A28731541	
Peugeot	Peugeot 107	P - PG	Omologazioni consentite fino a e11*2001/116*0237*10; e11*2007/46*0057*..	50	B. M12x1,5 L=28 K17	185/55R15	K4C17A28731541	
Peugeot	Peugeot 107	P - PG	Omologazioni consentite fino a e11*2001/116*0237*10; e11*2007/46*0057*..	50	B. M12x1,5 L=28 K17	195/50R15	K4C17A28731541	
Peugeot	Peugeot 108	P	Omologazioni consentite a partire da e11*2001/116*0237*11	51-60	B. M12x1,5 L=28 K17	185/55R15	K4C17A28731541	
Peugeot	Peugeot 108	P	Omologazioni consentite a partire da e11*2001/116*0237*11	51-60	B. M12x1,5 L=28 K17	195/50R15	K4C17A28731541	
Subaru	Subaru Justy	M3	e13*2001/116*0147*...; e13*2003/97*0147*..	51-76	D. M12x1,5 K21 Chiuso	165/65R15	K4D8731541	
Subaru	Subaru Justy	M3	e13*2001/116*0147*...; e13*2003/97*0147*..	51-76	D. M12x1,5 K21 Chiuso	175/60R15	K4D8731541	
Subaru	Subaru Justy	M3	e13*2001/116*0147*...; e13*2003/97*0147*..	51-76	D. M12x1,5 K21 Chiuso	185/55R15	K4D8731541	
Subaru	Subaru Justy	M3	e13*2001/116*0147*...; e13*2003/97*0147*..	51-76	D. M12x1,5 K21 Chiuso	185/60R15	K4D8731541	
Subaru	Subaru Justy	M3	e13*2001/116*0147*...; e13*2003/97*0147*..	51-76	D. M12x1,5 K21 Chiuso	195/50R15	K4D8731541	



FITMENT LIST AC-518 - 6 J x 15 H2

CODICE ART	FORI-PCD	ET	CENTRAGGIO	ANELLO ADATTATORE	ACCOPIAMENTO
AC-518 409A	4 X 100	38	Ø73,1	Ø73,1 - Ø54,1	Conico 60°


COSTRUTTORE	DENOMINAZIONE COMMERCIALE	TIPO	OMOLOGAZIONE EUROPEA	RANGE KW	VITE-DADO	PNEUMATICI	CODICE KIT	TRAZIONE
Subaru	Subaru Justy	M3	e13*2001/116*0147*..; e13*2003/97*0147*..	51-76	D. M12x1,5 K21 Chiuso	195/55R15	K4D8731541	
Subaru	Subaru Justy	M3	e13*2001/116*0147*..; e13*2003/97*0147*..	51-76	D. M12x1,5 K21 Chiuso	205/50R15	K4D8731541	
Subaru	Subaru Justy	NH	e4*2001/116*0071*..	69	B. M12x1,5 L=26 K17	165/65R15	K4B12731541	4
Subaru	Subaru Justy	NH	e4*2001/116*0071*..	69	B. M12x1,5 L=26 K17	175/60R15	K4B12731541	4
Subaru	Subaru Justy	NH	e4*2001/116*0071*..	69	B. M12x1,5 L=26 K17	185/55R15	K4B12731541	4
Subaru	Subaru Justy	NH	e4*2001/116*0071*..	69	B. M12x1,5 L=26 K17	185/60R15	K4B12731541	4
Subaru	Subaru Justy	NH	e4*2001/116*0071*..	69	B. M12x1,5 L=26 K17	195/50R15	K4B12731541	4
Subaru	Subaru Justy	NH	e4*2001/116*0071*..	69	B. M12x1,5 L=26 K17	195/55R15	K4B12731541	4
Subaru	Subaru Justy	NH	e4*2001/116*0071*..	69	B. M12x1,5 L=26 K17	205/50R15	K4B12731541	4
Suzuki	Suzuki Alto	GF	e6*2001/116*0123*..	50	D. M12x1,25 K19 Chiuso	185/55R15	K4D2731541	
Suzuki	Suzuki Alto	GF	e6*2001/116*0123*..	50	D. M12x1,25 K19 Chiuso	195/50R15	K4D2731541	
Suzuki	Suzuki Baleno	EW	e6*2007/46*0177*..	66-82	D. M12x1,25 K19 Chiuso	175/65R15	K4D2731541	
Suzuki	Suzuki Baleno	EW	e6*2007/46*0177*..	66-82	D. M12x1,25 K19 Chiuso	185/65R15	K4D2731541	
Suzuki	Suzuki Baleno	EW	e6*2007/46*0177*..	66-82	D. M12x1,25 K19 Chiuso	195/55R15	K4D2731541	
Suzuki	Suzuki Baleno	EW	e6*2007/46*0177*..	66-82	D. M12x1,25 K19 Chiuso	205/55R15	K4D2731541	
Suzuki	Suzuki Celerio	LF	e6*2007/46*0119*..	50	D. M12x1,25 K19 Chiuso	185/55R15	K4D2731541	
Suzuki	Suzuki Celerio	LF	e6*2007/46*0119*..	50	D. M12x1,25 K19 Chiuso	195/50R15	K4D2731541	
Suzuki	Suzuki Ignis	FH	e4*98/14*0047*..	80	D. M12x1,25 K19 Chiuso	165/65R15	K4D2731541	
Suzuki	Suzuki Ignis	FH	e4*98/14*0047*..	80	D. M12x1,25 K19 Chiuso	175/60R15	K4D2731541	
Suzuki	Suzuki Ignis	FH	e4*98/14*0047*..	80	D. M12x1,25 K19 Chiuso	185/55R15	K4D2731541	
Suzuki	Suzuki Ignis	FH	e4*98/14*0047*..	80	D. M12x1,25 K19 Chiuso	185/60R15	K4D2731541	
Suzuki	Suzuki Ignis	FH	e4*98/14*0047*..	80	D. M12x1,25 K19 Chiuso	195/50R15	K4D2731541	
Suzuki	Suzuki Ignis	FH	e4*98/14*0047*..	80	D. M12x1,25 K19 Chiuso	195/55R15	K4D2731541	
Suzuki	Suzuki Ignis	FH	e4*98/14*0047*..	80	D. M12x1,25 K19 Chiuso	205/50R15	K4D2731541	
Suzuki	Suzuki Ignis	MF	e4*2007/46*1162*..	66	D. M12x1,25 K19 Chiuso	175/65R15	K4D2731541	
Suzuki	Suzuki Ignis	MF	e4*2007/46*1162*..	66	D. M12x1,25 K19 Chiuso	185/65R15	K4D2731541	

FIRMATO DIGITALMENTE
DAL FUNZIONARIO TECNICO
DEL C.P.A. DI MILANO:
Angela MARFUGGI

Fitment list redatta, ai sensi e per gli effetti dell'art. 46 e 47 del D.P.R. n. 445/2000, da Alessandro Antonini per la ditta RVS S.r.l.

p.iva. 03846010266 con sede a Castelfranco Veneto (TV) in Via per Salvatronda 60.

FIRMATO DIGITALMENTE DA:
Davide FRACCARO
RVS S.r.l.



Alessandro ANTONINI
RVS S.r.l.



FITMENT LIST AC-518 - 6 J x 15 H2

CODICE ART	FORI-PCD	ET	CENTRAGGIO	ANELLO ADATTATORE	ACCOPIAMENTO
AC-518 409A	4 X 100	38	Ø73,1	Ø73,1 - Ø54,1	Conico 60°


COSTRUTTORE	DENOMINAZIONE COMMERCIALE	TIPO	OMOLOGAZIONE EUROPEA	RANGE KW	VITE-DADO	PNEUMATICI	CODICE KIT	TRAZIONE
Suzuki	Suzuki Ignis	MF	e4*2007/46*1162*..	66	D. M12x1,25 K19 Chiuso	195/60R15	K4D2731541	
Suzuki	Suzuki Ignis	MF	e4*2007/46*1162*..	66	D. M12x1,25 K19 Chiuso	205/55R15	K4D2731541	
Suzuki	Suzuki Ignis	MF	e4*2007/46*1162*..	66	D. M12x1,25 K19 Chiuso	205/60R15	K4D2731541	
Suzuki	Suzuki Ignis	MH	e4*2001/116*0070*..	51-73	B. M12x1,5 L=26 K17	165/65R15	K4B12731541	
Suzuki	Suzuki Ignis	MH	e4*2001/116*0070*..	51-73	B. M12x1,5 L=26 K17	175/60R15	K4B12731541	
Suzuki	Suzuki Ignis	MH	e4*2001/116*0070*..	51-73	B. M12x1,5 L=26 K17	185/55R15	K4B12731541	
Suzuki	Suzuki Ignis	MH	e4*2001/116*0070*..	51-73	B. M12x1,5 L=26 K17	185/60R15	K4B12731541	
Suzuki	Suzuki Ignis	MH	e4*2001/116*0070*..	51-73	B. M12x1,5 L=26 K17	195/50R15	K4B12731541	
Suzuki	Suzuki Ignis	MH	e4*2001/116*0070*..	51-73	B. M12x1,5 L=26 K17	195/55R15	K4B12731541	
Suzuki	Suzuki Ignis	MH	e4*2001/116*0070*..	51-73	B. M12x1,5 L=26 K17	205/50R15	K4B12731541	
Suzuki	Suzuki Splash	EX	e4*2001/116*0130*00 ..; e4*2007/46*0283*..	48-63	B. M12x1,5 L=26 K17	165/65R15	K4B12731541	
Suzuki	Suzuki Splash	EX	e4*2001/116*0130*00 ..; e4*2007/46*0283*..	48-63	B. M12x1,5 L=26 K17	175/60R15	K4B12731541	
Suzuki	Suzuki Splash	EX	e4*2001/116*0130*00 ..; e4*2007/46*0283*..	48-63	B. M12x1,5 L=26 K17	185/55R15	K4B12731541	
Suzuki	Suzuki Splash	EX	e4*2001/116*0130*00 ..; e4*2007/46*0283*..	48-63	B. M12x1,5 L=26 K17	185/60R15	K4B12731541	
Suzuki	Suzuki Splash	EX	e4*2001/116*0130*00 ..; e4*2007/46*0283*..	48-63	B. M12x1,5 L=26 K17	195/50R15	K4B12731541	
Suzuki	Suzuki Splash	EX	e4*2001/116*0130*00 ..; e4*2007/46*0283*..	48-63	B. M12x1,5 L=26 K17	195/55R15	K4B12731541	
Suzuki	Suzuki Splash	EX	e4*2001/116*0130*00 ..; e4*2007/46*0283*..	48-63	B. M12x1,5 L=26 K17	205/50R15	K4B12731541	
Suzuki	Suzuki Swift	AZ	e4*2007/46*1205*..	66-82	D. M12x1,25 K19 Chiuso	185/65R15	K4D2731541	
Suzuki	Suzuki Swift	AZ	e4*2007/46*1205*..	66-82	D. M12x1,25 K19 Chiuso	195/55R15	K4D2731541	
Suzuki	Suzuki Swift	AZ	e4*2007/46*1205*..	66-82	D. M12x1,25 K19 Chiuso	205/55R15	K4D2731541	
Suzuki	Suzuki Swift	EZ	e4*2001/116*0102*..	67-75	D. M12x1,25 K19 Chiuso	165/65R15	K4D2731541	
Suzuki	Suzuki Swift	EZ	e4*2001/116*0102*..	67-75	D. M12x1,25 K19 Chiuso	175/60R15	K4D2731541	
Suzuki	Suzuki Swift	EZ	e4*2001/116*0102*..	67-75	D. M12x1,25 K19 Chiuso	185/55R15	K4D2731541	
Suzuki	Suzuki Swift	EZ	e4*2001/116*0102*..	67-75	D. M12x1,25 K19 Chiuso	185/60R15	K4D2731541	
Suzuki	Suzuki Swift	EZ	e4*2001/116*0102*..	67-75	D. M12x1,25 K19 Chiuso	195/50R15	K4D2731541	
Suzuki	Suzuki Swift	EZ	e4*2001/116*0102*..	67-75	D. M12x1,25 K19 Chiuso	195/55R15	K4D2731541	

FIRMATO DIGITALMENTE
DAL FUNZIONARIO TECNICO
DEL C.P.A. DI MILANO:
Angela MARFUGGI

Fitment list redatta, ai sensi e per gli effetti dell'art. 46 e 47 del D.P.R. n. 445/2000, da Alessandro Antonini per la ditta RVS S.r.l.

p.iva. 03846010266 con sede a Castelfranco Veneto (TV) in Via per Salvatronda 60.

FIRMATO DIGITALMENTE DA:
Davide FRACCARO
RVS S.r.l.



Alessandro ANTONINI
RVS S.r.l.

FITMENT LIST AC-518 - 6 J x 15 H2

CODICE ART	FORI-PCD	ET	CENTRAGGIO	ANELLO ADATTATORE	ACCOPIAMENTO
AC-518 409A	4 X 100	38	Ø73,1	Ø73,1 - Ø54,1	Conico 60°

COSTRUTTORE	DENOMINAZIONE COMMERCIALE	TIPO	OMOLOGAZIONE EUROPEA	RANGE KW	VITE-DADO	PNEUMATICI	CODICE KIT	TRAZIONE
Suzuki	Suzuki Swift	EZ	e4*2001/116*0102*..	67-75	D. M12x1,25 K19 Chiuso	205/50R15	K4D2731541	
Suzuki	Suzuki Swift	MZ	e4*2001/116*0090*..	67-75	B. M12x1,5 L=26 K17	165/65R15	K4B12731541	
Suzuki	Suzuki Swift	MZ	e4*2001/116*0090*..	67-75	B. M12x1,5 L=26 K17	175/60R15	K4B12731541	
Suzuki	Suzuki Swift	MZ	e4*2001/116*0090*..	67-75	B. M12x1,5 L=26 K17	185/55R15	K4B12731541	
Suzuki	Suzuki Swift	MZ	e4*2001/116*0090*..	67-75	B. M12x1,5 L=26 K17	185/60R15	K4B12731541	
Suzuki	Suzuki Swift	MZ	e4*2001/116*0090*..	67-75	B. M12x1,5 L=26 K17	195/50R15	K4B12731541	
Suzuki	Suzuki Swift	MZ	e4*2001/116*0090*..	67-75	B. M12x1,5 L=26 K17	195/55R15	K4B12731541	
Suzuki	Suzuki Swift	MZ	e4*2001/116*0090*..	67-75	B. M12x1,5 L=26 K17	205/50R15	K4B12731541	
Suzuki	Suzuki Swift	NZ	e4*2007/46*0155*..;e4*2007/46*0293*..	55-69	B. M12x1,5 L=26 K17	185/65R15	K4B12731541	
Suzuki	Suzuki Swift	NZ	e4*2007/46*0155*..;e4*2007/46*0293*..	55-69	B. M12x1,5 L=26 K17	195/55R15	K4B12731541	
Suzuki	Suzuki Swift	NZ	e4*2007/46*0155*..;e4*2007/46*0293*..	55-69	B. M12x1,5 L=26 K17	205/55R15	K4B12731541	
Suzuki	Suzuki Swift 4WD 4x4	FZ	e4*2007/46*0198*..;e4*2007/46*0294*..	55-69	D. M12x1,25 K19 Chiuso	185/65R15	K4D2731541	4
Suzuki	Suzuki Swift 4WD 4x4	FZ	e4*2007/46*0198*..;e4*2007/46*0294*..	55-69	D. M12x1,25 K19 Chiuso	195/55R15	K4D2731541	4
Suzuki	Suzuki Swift 4WD 4x4	FZ	e4*2007/46*0198*..;e4*2007/46*0294*..	55-69	D. M12x1,25 K19 Chiuso	205/55R15	K4D2731541	4
Suzuki	Suzuki Swift 4x4	EZ	e4*2001/116*0102*..	67-68	D. M12x1,25 K19 Chiuso	165/65R15	K4D2731541	4
Suzuki	Suzuki Swift 4x4	EZ	e4*2001/116*0102*..	67-68	D. M12x1,25 K19 Chiuso	175/60R15	K4D2731541	4
Suzuki	Suzuki Swift 4x4	EZ	e4*2001/116*0102*..	67-68	D. M12x1,25 K19 Chiuso	185/55R15	K4D2731541	4
Suzuki	Suzuki Swift 4x4	EZ	e4*2001/116*0102*..	67-68	D. M12x1,25 K19 Chiuso	185/60R15	K4D2731541	4
Suzuki	Suzuki Swift 4x4	EZ	e4*2001/116*0102*..	67-68	D. M12x1,25 K19 Chiuso	195/50R15	K4D2731541	4
Suzuki	Suzuki Swift 4x4	EZ	e4*2001/116*0102*..	67-68	D. M12x1,25 K19 Chiuso	195/55R15	K4D2731541	4
Suzuki	Suzuki Swift 4x4	EZ	e4*2001/116*0102*..	67-68	D. M12x1,25 K19 Chiuso	205/50R15	K4D2731541	4
Suzuki	Suzuki Wagon-R	H00	e4*2001/116*0311*..	44-59	D. M12x1,25 K19 Chiuso	185/55R15	K4D2731541	
Suzuki	Suzuki Wagon-R	H00	e4*2001/116*0311*..	44-59	D. M12x1,25 K19 Chiuso	195/50R15	K4D2731541	
Toyota	Toyota Aygo	AB1	Omologazioni consentite fino a e11*2001/116*0236*10	50	B. M12x1,5 L=26 K17	195/45R15	K4B12731541	
Toyota	Toyota Aygo	AB1	Omologazioni consentite a partire da e11*2001/116*0236*11	51	B. M12x1,5 L=26 K17	185/55R15	K4B12731541	
Toyota	Toyota Aygo	AB1	Omologazioni consentite a partire da e11*2001/116*0236*11	51	B. M12x1,5 L=26 K17	195/50R15	K4B12731541	



FITMENT LIST AC-518 - 6 J x 15 H2

CODICE ART	FORI-PCD	ET	CENTRAGGIO	ANELLO ADATTATORE	ACCOPIAMENTO
AC-518 409A	4 X 100	38	Ø73,1	Ø73,1 - Ø54,1	Conico 60°

COSTRUTTORE	DENOMINAZIONE COMMERCIALE	TIPO	OMOLOGAZIONE EUROPEA	RANGE KW	VITE-DADO	PNEUMATICI	CODICE KIT	TRAZIONE
Toyota	Toyota Corolla	E	e6*95/54*0043*..; e11*98/14*0102*..; e11*98/14*0178*..; e11*98/14*0179*..; e11*98/14*0180*..; e11*98/14*0181*..; e11*98/14*0251*..	66-141	D. M12x1,5 K21 Chiuso	195/60R15	K4D8731541	
Toyota	Toyota Corolla	E	e6*95/54*0043*..; e11*98/14*0102*..; e11*98/14*0178*..; e11*98/14*0179*..; e11*98/14*0180*..; e11*98/14*0181*..; e11*98/14*0251*..	66-141	D. M12x1,5 K21 Chiuso	205/50R15	K4D8731541	
Toyota	Toyota Corolla	E	e6*95/54*0043*..; e11*98/14*0102*..; e11*98/14*0178*..; e11*98/14*0179*..; e11*98/14*0180*..; e11*98/14*0181*..; e11*98/14*0251*..	66-141	D. M12x1,5 K21 Chiuso	205/55R15	K4D8731541	
Toyota	Toyota IQ	AJ1	e6*2001/116*0119*..	50-66	D. M12x1,5 K21 Chiuso	185/65R15	K4D8731541	
Toyota	Toyota IQ	AJ1	e6*2001/116*0119*..	50-66	D. M12x1,5 K21 Chiuso	195/55R15	K4D8731541	
Toyota	Toyota IQ	AJ1	e6*2001/116*0119*..	50-66	D. M12x1,5 K21 Chiuso	205/55R15	K4D8731541	
Toyota	Toyota IQ	AJ1	e6*2001/116*0119*..	50-66	D. M12x1,5 K21 Chiuso	205/60R15	K4D8731541	
Toyota	Toyota Yaris	XP13..	e11*2007/46*0152*..; e13*2007/46*1722*..	51-82	D. M12x1,5 K21 Chiuso	175/65R15	K4D8731541	
Toyota	Toyota Yaris	XP13..	e11*2007/46*0152*..; e13*2007/46*1722*..	51-82	D. M12x1,5 K21 Chiuso	185/65R15	K4D8731541	
Toyota	Toyota Yaris	XP13..	e11*2007/46*0152*..; e13*2007/46*1722*..	51-82	D. M12x1,5 K21 Chiuso	195/55R15	K4D8731541	
Toyota	Toyota Yaris	XP13..	e11*2007/46*0152*..; e13*2007/46*1722*..	51-82	D. M12x1,5 K21 Chiuso	205/55R15	K4D8731541	
Toyota	Toyota Yaris	XP9	e11*2001/116*0248*;e11*2001/116*0249*	51-73	D. M12x1,5 K21 Chiuso	175/65R15	K4D8731541	
Toyota	Toyota Yaris	XP9	e11*2001/116*0248*;e11*2001/116*0249*	51-73	D. M12x1,5 K21 Chiuso	195/55R15	K4D8731541	
Toyota	Toyota Yaris	XP9	e11*2001/116*0248*;e11*2001/116*0249*	51-73	D. M12x1,5 K21 Chiuso	205/50R15	K4D8731541	
Toyota	Toyota Yaris	XP9	e11*2001/116*0248*;e11*2001/116*0249*	51-73	D. M12x1,5 K21 Chiuso	205/55R15	K4D8731541	
Toyota	Toyota Yaris Hybrid	XP13..	e11*2007/46*0152*..	55	D. M12x1,5 K21 Chiuso	175/65R15	K4D8731541	
Toyota	Toyota Yaris Hybrid	XP13..	e11*2007/46*0152*..	55	D. M12x1,5 K21 Chiuso	185/65R15	K4D8731541	
Toyota	Toyota Yaris Hybrid	XP13..	e11*2007/46*0152*..	55	D. M12x1,5 K21 Chiuso	195/55R15	K4D8731541	
Toyota	Toyota Yaris Hybrid	XP13..	e11*2007/46*0152*..	55	D. M12x1,5 K21 Chiuso	205/55R15	K4D8731541	
Toyota	Toyota Yaris Verso	P2	e6*98/14*0066*..; e6*2001/116*0066*..	63	D. M12x1,5 K21 Chiuso	175/65R15	K4D8731541	
Toyota	Toyota Yaris Verso	P2	e6*98/14*0066*..; e6*2001/116*0066*..	63	D. M12x1,5 K21 Chiuso	185/60R15	K4D8731541	
Toyota	Toyota Yaris Verso	P2	e6*98/14*0066*..; e6*2001/116*0066*..	63	D. M12x1,5 K21 Chiuso	185/65R15	K4D8731541	

FIRMATO DIGITALMENTE
DAL FUNZIONARIO TECNICO
DEL C.P.A. DI MILANO:
Angela MARFUGGI

Fitment list redatta, ai sensi e per gli effetti dell'art. 46 e 47 del D.P.R. n. 445/2000, da Alessandro Antonini per la ditta RVS S.r.l.

p.iva. 03846010266 con sede a Castelfranco Veneto (TV) in Via per Salvatronda 60.

FIRMATO DIGITALMENTE DA:
Davide FRACCARO
RVS S.r.l.

Alessandro Antonini
Alessandro ANTONINI
RVS S.r.l.



FITMENT LIST AC-518 - 6 J x 15 H2

CODICE ART	FORI-PCD	ET	CENTRAGGIO	ANELLO ADATTATORE	ACCOPPIAMENTO
AC-518 409A	4 X 100	38	Ø73,1	Ø73,1 - Ø54,1	Conico 60°

COSTRUTTORE	DENOMINAZIONE COMMERCIALE	TIPO	OMOLOGAZIONE EUROPEA	RANGE KW	VITE-DADO	PNEUMATICI	CODICE KIT	TRAZIONE
Toyota	Toyota Yaris Verso	P2	e6*98/14*0066*..; e6*2001/116*0066*..	63	D. M12x1,5 K21 Chiuso	195/55R15	K4D8731541	
Toyota	Toyota Yaris Verso	P2	e6*98/14*0066*..; e6*2001/116*0066*..	63	D. M12x1,5 K21 Chiuso	195/60R15	K4D8731541	
Toyota	Toyota Yaris Verso	P2	e6*98/14*0066*..; e6*2001/116*0066*..	63	D. M12x1,5 K21 Chiuso	205/55R15	K4D8731541	
Toyota	Toyota Yaris Verso	P2	e6*98/14*0066*..; e6*2001/116*0066*..	63	D. M12x1,5 K21 Chiuso	205/60R15	K4D8731541	

FITMENT LIST AC-518 - 6 J x 15 H2

CODICE ART	FORI-PCD	ET	CENTRAGGIO	ANELLO ADATTATORE	ACCOPPIAMENTO
AC-518 409A	4 X 100	38	Ø73,1	Ø73,1 - Ø56,1	Conico 60°

COSTRUTTORE	DENOMINAZIONE COMMERCIALE	TIPO	OMOLOGAZIONE EUROPEA	RANGE KW	VITE-DADO	PNEUMATICI	CODICE KIT	TRAZIONE
Daihatsu	Daihatsu Applause	A1/A101	e6*95/54*0046*..	73-77	D. M12x1,5 K19 Chiuso	185/55R15	K4D6731561	
Daihatsu	Daihatsu Applause	A1/A101	e6*95/54*0046*..	73-77	D. M12x1,5 K19 Chiuso	195/50R15	K4D6731561	
Daihatsu	Daihatsu Applause	A1/A101	e6*95/54*0046*..	73-77	D. M12x1,5 K19 Chiuso	205/50R15	K4D6731561	
Daihatsu	Daihatsu Charade	G2	e6*95/54*0034*..	73	D. M12x1,5 K19 Chiuso	175/65R15	K4D6731561	
Daihatsu	Daihatsu Charade	G2	e6*95/54*0034*..	73	D. M12x1,5 K19 Chiuso	185/60R15	K4D6731561	
Daihatsu	Daihatsu Charade	G2	e6*95/54*0034*..	73	D. M12x1,5 K19 Chiuso	195/55R15	K4D6731561	
Daihatsu	Daihatsu Charade	G2	e6*95/54*0034*..	73	D. M12x1,5 K19 Chiuso	195/60R15	K4D6731561	
Daihatsu	Daihatsu Charade	G2	e6*95/54*0034*..	73	D. M12x1,5 K19 Chiuso	205/50R15	K4D6731561	
Daihatsu	Daihatsu Charade	G2	e6*95/54*0034*..	73	D. M12x1,5 K19 Chiuso	205/55R15	K4D6731561	
Daihatsu	Daihatsu Gran Move	G3	e6*95/54*0032*..	66	D. M12x1,5 K19 Chiuso	185/55R15	K4D6731561	
Daihatsu	Daihatsu Gran Move	G3	e6*95/54*0032*..	66	D. M12x1,5 K19 Chiuso	185/60R15	K4D6731561	
Daihatsu	Daihatsu Gran Move	G3	e6*95/54*0032*..	66	D. M12x1,5 K19 Chiuso	195/50R15	K4D6731561	
Daihatsu	Daihatsu Gran Move	G3	e6*95/54*0032*..	66	D. M12x1,5 K19 Chiuso	195/55R15	K4D6731561	
Daihatsu	Daihatsu Gran Move	G3	e6*95/54*0032*..	66	D. M12x1,5 K19 Chiuso	205/50R15	K4D6731561	
Honda	Honda Civic 4H	M	e6*98/14*0080*..	88-92	D. M12x1,5 K19 Chiuso	195/60R15	K4D6731561	
Honda	Honda Civic 4H	M	e6*98/14*0080*..	88-92	D. M12x1,5 K19 Chiuso	205/50R15	K4D6731561	
Honda	Honda Civic 4H	M	e6*98/14*0080*..	88-92	D. M12x1,5 K19 Chiuso	205/55R15	K4D6731561	
Honda	Honda Insight	ZE2	e6*2001/116*0130*..	65	D. M12x1,5 K19 Chiuso	175/65R15	K4D6731561	
Honda	Honda Insight	ZE2	e6*2001/116*0130*..	65	D. M12x1,5 K19 Chiuso	185/60R15	K4D6731561	
Honda	Honda Insight	ZE2	e6*2001/116*0130*..	65	D. M12x1,5 K19 Chiuso	185/65R15	K4D6731561	
Honda	Honda Insight	ZE2	e6*2001/116*0130*..	65	D. M12x1,5 K19 Chiuso	195/55R15	K4D6731561	
Honda	Honda Insight	ZE2	e6*2001/116*0130*..	65	D. M12x1,5 K19 Chiuso	195/60R15	K4D6731561	
Honda	Honda Insight	ZE2	e6*2001/116*0130*..	65	D. M12x1,5 K19 Chiuso	205/55R15	K4D6731561	
Honda	Honda Insight	ZE2	e6*2001/116*0130*..	65	D. M12x1,5 K19 Chiuso	205/60R15	K4D6731561	
Honda	Honda Jazz	GD1 - GE3	e6*98/14*0088*..; e6*2001/116*0102*..	57-73	D. M12x1,5 K19 Chiuso	185/55R15	K4D6731561	
Honda	Honda Jazz	GD1 - GE3	e6*98/14*0088*..; e6*2001/116*0102*..	57-73	D. M12x1,5 K19 Chiuso	195/50R15	K4D6731561	



FITMENT LIST AC-518 - 6 J x 15 H2

CODICE ART	FORI-PCD	ET	CENTRAGGIO	ANELLO ADATTATORE	ACCOPIAMENTO
AC-518 409A	4 X 100	38	Ø73,1	Ø73,1 - Ø56,1	Conico 60°


COSTRUTTORE	DENOMINAZIONE COMMERCIALE	TIPO	OMOLOGAZIONE EUROPEA	RANGE KW	VITE-DADO	PNEUMATICI	CODICE KIT	TRAZIONE
Honda	Honda Jazz	GD1 - GE3	e6*98/14*0088*..; e6*2001/116*0102*..	57-73	D. M12x1,5 K19 Chiuso	195/55R15	K4D6731561	
Honda	Honda Jazz	GD1 - GE3	e6*98/14*0088*..; e6*2001/116*0102*..	57-73	D. M12x1,5 K19 Chiuso	205/50R15	K4D6731561	
Honda	Honda Jazz	GG1	e6*2007/46*0010*..	66-73	D. M12x1,5 K19 Chiuso	175/65R15	K4D6731561	
Honda	Honda Jazz	GG1	e6*2007/46*0010*..	66-73	D. M12x1,5 K19 Chiuso	185/65R15	K4D6731561	
Honda	Honda Jazz	GG1	e6*2007/46*0010*..	66-73	D. M12x1,5 K19 Chiuso	195/55R15	K4D6731561	
Honda	Honda Jazz	GG1	e6*2007/46*0010*..	66-73	D. M12x1,5 K19 Chiuso	195/60R15	K4D6731561	
Honda	Honda Jazz	GG1	e6*2007/46*0010*..	66-73	D. M12x1,5 K19 Chiuso	205/55R15	K4D6731561	
Honda	Honda Jazz	GG1	e6*2007/46*0010*..	66-73	D. M12x1,5 K19 Chiuso	205/60R15	K4D6731561	
Honda	Honda Jazz	GK	e6*2007/46*0012*..	75-96	D. M12x1,5 K19 Chiuso	175/65R15	K4D6731561	
Honda	Honda Jazz	GK	e6*2007/46*0012*..	75-96	D. M12x1,5 K19 Chiuso	185/65R15	K4D6731561	
Honda	Honda Jazz	GK	e6*2007/46*0012*..	75-96	D. M12x1,5 K19 Chiuso	195/55R15	K4D6731561	
Honda	Honda Jazz	GK	e6*2007/46*0012*..	75-96	D. M12x1,5 K19 Chiuso	195/60R15	K4D6731561	
Honda	Honda Jazz	GK	e6*2007/46*0012*..	75-96	D. M12x1,5 K19 Chiuso	205/55R15	K4D6731561	
Honda	Honda Jazz	GK	e6*2007/46*0012*..	75-96	D. M12x1,5 K19 Chiuso	205/60R15	K4D6731561	
Honda	Honda Jazz Hybrid	GP1	e6*2007/46*0012*..	65	D. M12x1,5 K19 Chiuso	175/65R15	K4D6731561	
Honda	Honda Jazz Hybrid	GP1	e6*2007/46*0012*..	65	D. M12x1,5 K19 Chiuso	185/65R15	K4D6731561	
Honda	Honda Jazz Hybrid	GP1	e6*2007/46*0012*..	65	D. M12x1,5 K19 Chiuso	195/55R15	K4D6731561	
Honda	Honda Jazz Hybrid	GP1	e6*2007/46*0012*..	65	D. M12x1,5 K19 Chiuso	195/60R15	K4D6731561	
Honda	Honda Jazz Hybrid	GP1	e6*2007/46*0012*..	65	D. M12x1,5 K19 Chiuso	205/55R15	K4D6731561	
Honda	Honda Jazz Hybrid	GP1	e6*2007/46*0012*..	65	D. M12x1,5 K19 Chiuso	205/60R15	K4D6731561	
Kia	Kia Sephia	FA	e13*95/54*0021*..	59	D. M12x1,5 K19 Chiuso	185/65R15	K4D6731561	
Kia	Kia Sephia	FA	e13*95/54*0021*..	59	D. M12x1,5 K19 Chiuso	195/60R15	K4D6731561	
Kia	Kia Sephia	FA	e13*95/54*0021*..	59	D. M12x1,5 K19 Chiuso	195/65R15	K4D6731561	
Kia	Kia Shuma	FB	e4*96/27*0024*02 ..	65	D. M12x1,5 K19 Chiuso	185/65R15	K4D6731561	
Kia	Kia Shuma	FB	e4*96/27*0024*02 ..	65	D. M12x1,5 K19 Chiuso	195/60R15	K4D6731561	
Kia	Kia Shuma	FB	e4*96/27*0024*02 ..	65	D. M12x1,5 K19 Chiuso	195/65R15	K4D6731561	

FIRMATO DIGITALMENTE
DAL FUNZIONARIO TECNICO
DEL C.P.A. DI MILANO:
Angela MARFUGGI

Fitment list redatta, ai sensi e per gli effetti dell'art. 46 e 47 del D.P.R. n. 445/2000, da Alessandro Antonini per la ditta RVS S.r.l.

p.iva. 03846010266 con sede a Castelfranco Veneto (TV) in Via per Salvatronda 60.

FIRMATO DIGITALMENTE DA:
Davide FRACCARO
RVS S.r.l.



Alessandro ANTONINI
RVS S.r.l.



FITMENT LIST AC-518 - 6 J x 15 H2

CODICE ART	FORI-PCD	ET	CENTRAGGIO	ANELLO ADATTATORE	ACCOPPIAMENTO
AC-518 409A	4 X 100	38	Ø73,1	Ø73,1 - Ø56,1	Conico 60°

COSTRUTTORE	DENOMINAZIONE COMMERCIALE	TIPO	OMOLOGAZIONE EUROPEA	RANGE KW	VITE-DADO	PNEUMATICI	CODICE KIT	TRAZIONE
Mitsubishi	Mitsubishi Attrage	A10	e1*2007/46*1230*..	59	D. M12x1,5 K21 Chiuso	185/55R15	K4D8731561	
Mitsubishi	Mitsubishi Attrage	A10	e1*2007/46*1230*..	59	D. M12x1,5 K21 Chiuso	195/50R15	K4D8731561	
Mitsubishi	Mitsubishi Mirage	A00	e1*2007/46*0951*..	52-59	D. M12x1,5 K21 Chiuso	185/55R15	K4D8731561	
Mitsubishi	Mitsubishi Mirage	A00	e1*2007/46*0951*..	52-59	D. M12x1,5 K21 Chiuso	195/50R15	K4D8731561	
Mitsubishi	Mitsubishi Space Star	A00	e1*2007/46*0951*..	52-59	D. M12x1,5 K21 Chiuso	185/55R15	K4D8731561	
Mitsubishi	Mitsubishi Space Star	A00	e1*2007/46*0951*..	52-59	D. M12x1,5 K21 Chiuso	195/50R15	K4D8731561	



FITMENT LIST AC-518 - 6 J x 15 H2

CODICE ART	FORI-PCD	ET	CENTRAGGIO	ANELLO ADATTATORE	ACCOPIAMENTO
AC-518 409A	4 X 100	38	Ø73,1	Ø73,1 - Ø56,6	Conico 60°

COSTRUTTORE	DENOMINAZIONE COMMERCIALE	TIPO	OMOLOGAZIONE EUROPEA	RANGE KW	VITE-DADO	PNEUMATICI	CODICE KIT	TRAZIONE
Chevrolet (Former Daewoo)	Chevrolet Aveo	KL1T	e4*2007/46*0270*..	51-74	D. M12x1,5 K19 Chiuso	185/70R15	K4D6731566	
Chevrolet (Former Daewoo)	Chevrolet Aveo	KL1T	e4*2007/46*0270*..	51-74	D. M12x1,5 K19 Chiuso	195/65R15	K4D6731566	
Chevrolet (Former Daewoo)	Chevrolet Aveo	KL1T	e4*2007/46*0270*..	51-74	D. M12x1,5 K19 Chiuso	205/60R15	K4D6731566	
Chevrolet (Former Daewoo)	Chevrolet Aveo	KL1T	e4*2007/46*0270*..	51-74	D. M12x1,5 K19 Chiuso	205/65R15	K4D6731566	
Chevrolet (Former Daewoo)	Chevrolet Aveo	KL1T	e4*2007/46*0270*..	51-74	D. M12x1,5 K19 Chiuso	215/60R15	K4D6731566	
Chevrolet (Former Daewoo)	Chevrolet Aveo	KLAS	Omologazioni consentite a partire da e4*2001/116*0063*12	53-69	D. M12x1,5 K19 Chiuso	175/60R15	K4D6731566	
Chevrolet (Former Daewoo)	Chevrolet Aveo	KLAS	Omologazioni consentite a partire da e4*2001/116*0063*12	53-69	D. M12x1,5 K19 Chiuso	185/55R15	K4D6731566	
Chevrolet (Former Daewoo)	Chevrolet Aveo	KLAS	Omologazioni consentite a partire da e4*2001/116*0063*12	53-69	D. M12x1,5 K19 Chiuso	195/50R15	K4D6731566	
Chevrolet (Former Daewoo)	Chevrolet Aveo	KLAS	Omologazioni consentite a partire da e4*2001/116*0063*12	53-69	D. M12x1,5 K19 Chiuso	205/50R15	K4D6731566	
Chevrolet (Former Daewoo)	Chevrolet Kalos	KLAS	e4*2001/116*0063*..	51-103	D. M12x1,5 K19 Chiuso	185/55R15	K4D6731566	


FIRMATO DIGITALMENTE
DAL FUNZIONARIO TECNICO
DEL C.P.A. DI MILANO:
Angela MARFUGGI

Fitment list redatta, ai sensi e per gli effetti dell'art. 46 e 47 del D.P.R. n. 445/2000, da Alessandro Antonini per la ditta RVS S.r.l.

p.iva. 03846010266 con sede a Castelfranco Veneto (TV) in Via per Salvatronda 60.

pag. 27 di 75

FIRMATO DIGITALMENTE DA:
Davide FRACCARO
RVS S.r.l.


Alessandro ANTONINI
RVS S.r.l.



FITMENT LIST AC-518 - 6 J x 15 H2

CODICE ART	FORI-PCD	ET	CENTRAGGIO	ANELLO ADATTATORE	ACCOPIAMENTO
AC-518 409A	4 X 100	38	Ø73,1	Ø73,1 - Ø56,6	Conico 60°

COSTRUTTORE	DENOMINAZIONE COMMERCIALE	TIPO	OMOLOGAZIONE EUROPEA	RANGE KW	VITE-DADO	PNEUMATICI	CODICE KIT	TRAZIONE
Chevrolet (Former Daewoo)	Chevrolet Kalos	KLAS	e4*2001/116*0063*..	51-103	D. M12x1,5 K19 Chiuso	195/50R15	K4D6731566	
Chevrolet (Former Daewoo)	Chevrolet Kalos	KLAS	e4*2001/116*0063*..	51-103	D. M12x1,5 K19 Chiuso	205/50R15	K4D6731566	
Chevrolet (Former Daewoo)	Chevrolet Lanos	KLAT	e4*2001/116*0017*..	55-78	B. M12x1,5 L=28 K17	185/55R15	K4C17A28731566	
Chevrolet (Former Daewoo)	Chevrolet Lanos	KLAT	e4*2001/116*0017*..	55-78	B. M12x1,5 L=28 K17	195/50R15	K4C17A28731566	
Chevrolet (Former Daewoo)	Chevrolet Lanos	KLAT	e4*2001/116*0017*..	55-78	B. M12x1,5 L=28 K17	205/50R15	K4C17A28731566	
Chevrolet (Former Daewoo)	Chevrolet Spark	CHIS-KL1M	e4*2007/46*0129*..; e50*2007/46*0006*..	50-60	D. M12x1,5 K19 Chiuso	195/50R15	K4D6731566	
Chevrolet (Former Daewoo)	Chevrolet Spark	CHIS-KL1M	e4*2007/46*0129*..; e50*2007/46*0006*..	50-60	D. M12x1,5 K19 Chiuso	195/60R15	K4D6731566	
Fiat	Fiat Grande Punto	199	e3*2001/116*0217*...; e3*2001/116*0286*...; e3*2007/46*0009*...; e3*2007/46*0010*..	48-96	B. M12x1,5 L=26 K17	185/65R15	K4B12731566	
Fiat	Fiat Grande Punto	199	e3*2001/116*0217*...; e3*2001/116*0286*...; e3*2007/46*0009*...; e3*2007/46*0010*..	48-96	B. M12x1,5 L=26 K17	185/70R15	K4B12731566	
Fiat	Fiat Grande Punto	199	e3*2001/116*0217*...; e3*2001/116*0286*...; e3*2007/46*0009*...; e3*2007/46*0010*..	48-96	B. M12x1,5 L=26 K17	195/60R15	K4B12731566	
Fiat	Fiat Grande Punto	199	e3*2001/116*0217*...; e3*2001/116*0286*...; e3*2007/46*0009*...; e3*2007/46*0010*..	48-96	B. M12x1,5 L=26 K17	195/65R15	K4B12731566	

FIRMATO DIGITALMENTE
DAL FUNZIONARIO TECNICO
DEL C.P.A. DI MILANO:
Angela MARFUGGI

Fitment list redatta, ai sensi e per gli effetti dell'art. 46 e 47 del D.P.R. n. 445/2000, da Alessandro Antonini per la ditta RVS S.r.l.

p.iva. 03846010266 con sede a Castelfranco Veneto (TV) in Via per Salvatronda 60.

FIRMATO DIGITALMENTE DA:
Davide FRACCARO
RVS S.r.l.

Alessandro Antonini
Alessandro ANTONINI
RVS S.r.l.



FITMENT LIST AC-518 - 6 J x 15 H2

CODICE ART	FORI-PCD	ET	CENTRAGGIO	ANELLO ADATTATORE	ACCOPIAMENTO
AC-518 409A	4 X 100	38	Ø73,1	Ø73,1 - Ø56,6	Conico 60°

COSTRUTTORE	DENOMINAZIONE COMMERCIALE	TIPO	OMOLOGAZIONE EUROPEA	RANGE KW	VITE-DADO	PNEUMATICI	CODICE KIT	TRAZIONE
Fiat	Fiat Grande Punto	199	e3*2001/116*0217*...e3*2001/116*0286*...e3*2007/46*0009*... e3*2007/46*0010*..	48-96	B. M12x1,5 L=26 K17	205/60R15	K4B12731566	
Fiat	Fiat Grande Punto	199	e3*2001/116*0217*...e3*2001/116*0286*...e3*2007/46*0009*... e3*2007/46*0010*..	48-96	B. M12x1,5 L=26 K17	215/60R15	K4B12731566	
Fiat	Fiat Punto Evo	199	e3*2001/116*0217*...e3*2001/116*0286*...e3*2007/46*0009*... e3*2007/46*0010*..	48-99	B. M12x1,5 L=26 K17	185/65R15	K4B12731566	
Fiat	Fiat Punto Evo	199	e3*2001/116*0217*...e3*2001/116*0286*...e3*2007/46*0009*... e3*2007/46*0010*..	48-99	B. M12x1,5 L=26 K17	185/70R15	K4B12731566	
Fiat	Fiat Punto Evo	199	e3*2001/116*0217*...e3*2001/116*0286*...e3*2007/46*0009*... e3*2007/46*0010*..	48-99	B. M12x1,5 L=26 K17	195/60R15	K4B12731566	
Fiat	Fiat Punto Evo	199	e3*2001/116*0217*...e3*2001/116*0286*...e3*2007/46*0009*... e3*2007/46*0010*..	48-99	B. M12x1,5 L=26 K17	195/65R15	K4B12731566	
Fiat	Fiat Punto Evo	199	e3*2001/116*0217*...e3*2001/116*0286*...e3*2007/46*0009*... e3*2007/46*0010*..	48-99	B. M12x1,5 L=26 K17	205/60R15	K4B12731566	
Fiat	Fiat Punto Evo	199	e3*2001/116*0217*...e3*2001/116*0286*...e3*2007/46*0009*... e3*2007/46*0010*..	48-99	B. M12x1,5 L=26 K17	215/60R15	K4B12731566	
Opel	Opel Adam	S-D	e1*2001/116*0379*..	85	B. M12x1,5 L=26 K17	175/65R15	K4B12731566	
Opel	Opel Adam	S-D	e1*2001/116*0379*..	85	B. M12x1,5 L=26 K17	185/60R15	K4B12731566	
Opel	Opel Adam	S-D	e1*2001/116*0379*..	85	B. M12x1,5 L=26 K17	185/65R15	K4B12731566	
Opel	Opel Adam	S-D	e1*2001/116*0379*..	85	B. M12x1,5 L=26 K17	195/60R15	K4B12731566	
Opel	Opel Adam	S-D	e1*2001/116*0379*..	85	B. M12x1,5 L=26 K17	195/65R15	K4B12731566	
Opel	Opel Adam	S-D	e1*2001/116*0379*..	85	B. M12x1,5 L=26 K17	205/55R15	K4B12731566	
Opel	Opel Adam	S-D	e1*2001/116*0379*..	85	B. M12x1,5 L=26 K17	205/60R15	K4B12731566	
Opel	Opel Astra	A-H	e1*2001/116*0261*...e1*2007/46*0344*..	66-77	B. M12x1,5 L=26 K17	195/65R15	K4B12731566	
Opel	Opel Astra	A-H	e1*2001/116*0261*...e1*2007/46*0344*..	66-77	B. M12x1,5 L=26 K17	205/60R15	K4B12731566	
Opel	Opel Astra	A-H	e1*2001/116*0261*...e1*2007/46*0344*..	66-77	B. M12x1,5 L=26 K17	205/65R15	K4B12731566	
Opel	Opel Astra	A-H	e1*2001/116*0261*...e1*2007/46*0344*..	66-77	B. M12x1,5 L=26 K17	215/60R15	K4B12731566	
Opel	Opel Astra	F-CC	e1*96/79*0074*..	40-110	B. M12x1,5 L=28 K17	185/55R15	K4C17A28731566	

FIRMATO DIGITALMENTE
DAL FUNZIONARIO TECNICO
DEL C.P.A. DI MILANO:
Angela MARFUGGI

Fitment list redatta, ai sensi e per gli effetti dell'art. 46 e 47 del D.P.R. n. 445/2000, da Alessandro Antonini per la ditta RVS S.r.l.

p.iva. 03846010266 con sede a Castelfranco Veneto (TV) in Via per Salvatronda 60.

FIRMATO DIGITALMENTE DA:
Davide FRACCARO
RVS S.r.l.

Alessandro Antonini
Alessandro ANTONINI
RVS S.r.l.

FITMENT LIST AC-518 - 6 J x 15 H2

CODICE ART	FORI-PCD	ET	CENTRAGGIO	ANELLO ADATTATORE	ACCOPIAMENTO
AC-518 409A	4 X 100	38	Ø73,1	Ø73,1 - Ø56,6	Conico 60°

COSTRUTTORE	DENOMINAZIONE COMMERCIALE	TIPO	OMOLOGAZIONE EUROPEA	RANGE KW	VITE-DADO	PNEUMATICI	CODICE KIT	TRAZIONE
Opel	Opel Astra	F-CC	e1*96/79*0074*..	40-110	B. M12x1,5 L=28 K17	185/60R15	K4C17A28731566	
Opel	Opel Astra	F-CC	e1*96/79*0074*..	40-110	B. M12x1,5 L=28 K17	195/50R15	K4C17A28731566	
Opel	Opel Astra	F-CC	e1*96/79*0074*..	40-110	B. M12x1,5 L=28 K17	195/55R15	K4C17A28731566	
Opel	Opel Astra	F-CC	e1*96/79*0074*..	40-110	B. M12x1,5 L=28 K17	205/50R15	K4C17A28731566	
Opel	Opel Astra	T 98	e1*97/27*0086*..; e1*98/14*0086*..	55-108	B. M12x1,5 L=28 K17	175/65R15	K4C17A28731566	
Opel	Opel Astra	T 98	e1*97/27*0086*..; e1*98/14*0086*..	55-108	B. M12x1,5 L=28 K17	185/60R15	K4C17A28731566	
Opel	Opel Astra	T 98	e1*97/27*0086*..; e1*98/14*0086*..	55-108	B. M12x1,5 L=28 K17	195/55R15	K4C17A28731566	
Opel	Opel Astra	T 98	e1*97/27*0086*..; e1*98/14*0086*..	55-108	B. M12x1,5 L=28 K17	195/60R15	K4C17A28731566	
Opel	Opel Astra	T 98	e1*97/27*0086*..; e1*98/14*0086*..	55-108	B. M12x1,5 L=28 K17	205/50R15	K4C17A28731566	
Opel	Opel Astra	T 98	e1*97/27*0086*..; e1*98/14*0086*..	55-108	B. M12x1,5 L=28 K17	205/55R15	K4C17A28731566	
Opel	Opel Corsa	B	e1*96/27*0053*00-04	33-80	B. M12x1,5 L=28 K17	185/55R15	K4C17A28731566	
Opel	Opel Corsa	B	e1*96/27*0053*00-04	33-80	B. M12x1,5 L=28 K17	195/50R15	K4C17A28731566	
Opel	Opel Corsa	C	e1*98/14*0148*00-11	43-92	B. M12x1,5 L=26 K17	165/65R15	K4B12731566	
Opel	Opel Corsa	C	e1*98/14*0148*00-11	43-92	B. M12x1,5 L=26 K17	175/60R15	K4B12731566	
Opel	Opel Corsa	C	e1*98/14*0148*00-11	43-92	B. M12x1,5 L=26 K17	185/55R15	K4B12731566	
Opel	Opel Corsa	C	e1*98/14*0148*00-11	43-92	B. M12x1,5 L=26 K17	185/60R15	K4B12731566	
Opel	Opel Corsa	C	e1*98/14*0148*00-11	43-92	B. M12x1,5 L=26 K17	195/50R15	K4B12731566	
Opel	Opel Corsa	C	e1*98/14*0148*00-11	43-92	B. M12x1,5 L=26 K17	195/55R15	K4B12731566	
Opel	Opel Corsa	C	e1*98/14*0148*00-11	43-92	B. M12x1,5 L=26 K17	205/50R15	K4B12731566	
Opel	Opel Corsa	S-D	e1*2001/116*0379*00-29	44-66	B. M12x1,5 L=26 K17	175/65R15	K4B12731566	
Opel	Opel Corsa	S-D	e1*2001/116*0379*00-29	44-66	B. M12x1,5 L=26 K17	185/60R15	K4B12731566	
Opel	Opel Corsa	S-D	e1*2001/116*0379*00-29	44-66	B. M12x1,5 L=26 K17	185/65R15	K4B12731566	
Opel	Opel Corsa	S-D	e1*2001/116*0379*00-29	44-66	B. M12x1,5 L=26 K17	195/60R15	K4B12731566	
Opel	Opel Corsa	S-D	e1*2001/116*0379*00-29	44-66	B. M12x1,5 L=26 K17	205/55R15	K4B12731566	
Opel	Opel Corsa	S-D	e1*2001/116*0379*00-29	44-66	B. M12x1,5 L=26 K17	205/60R15	K4B12731566	
Opel	Opel Corsa-E	S-D	Omologazioni consentite da: e1*2001/116*0379*32	44-74	B. M12x1,5 L=26 K17	185/65R15	K4B12731566	

FITMENT LIST AC-518 - 6 J x 15 H2

CODICE ART	FORI-PCD	ET	CENTRAGGIO	ANELLO ADATTATORE	ACCOPIAMENTO
AC-518 409A	4 X 100	38	Ø73,1	Ø73,1 - Ø56,6	Conico 60°

COSTRUTTORE	DENOMINAZIONE COMMERCIALE	TIPO	OMOLOGAZIONE EUROPEA	RANGE KW	VITE-DADO	PNEUMATICI	CODICE KIT	TRAZIONE
Opel	Opel Corsa-E	S-D	Omologazioni consentite da: e1*2001/116*0379*32	44-74	B. M12x1,5 L=26 K17	185/70R15	K4B12731566	
Opel	Opel Corsa-E	S-D	Omologazioni consentite da: e1*2001/116*0379*32	44-74	B. M12x1,5 L=26 K17	195/60R15	K4B12731566	
Opel	Opel Corsa-E	S-D	Omologazioni consentite da: e1*2001/116*0379*32	44-74	B. M12x1,5 L=26 K17	195/65R15	K4B12731566	
Opel	Opel Corsa-E	S-D	Omologazioni consentite da: e1*2001/116*0379*32	44-74	B. M12x1,5 L=26 K17	205/60R15	K4B12731566	
Opel	Opel Karl	D-A	e4*2007/46*0957*..	54-55	D. M12x1,5 K19 Chiuso	165/65R15	K4D6731566	
Opel	Opel Karl	D-A	e4*2007/46*0957*..	54-55	D. M12x1,5 K19 Chiuso	185/55R15	K4D6731566	
Opel	Opel Karl	D-A	e4*2007/46*0957*..	54-55	D. M12x1,5 K19 Chiuso	185/60R15	K4D6731566	
Opel	Opel Karl	D-A	e4*2007/46*0957*..	54-55	D. M12x1,5 K19 Chiuso	195/50R15	K4D6731566	
Opel	Opel Karl	D-A	e4*2007/46*0957*..	54-55	D. M12x1,5 K19 Chiuso	195/55R15	K4D6731566	
Opel	Opel Karl	D-A	e4*2007/46*0957*..	54-55	D. M12x1,5 K19 Chiuso	205/50R15	K4D6731566	
Opel	Opel Meriva	X01	e1*2001/116*0215*..	64-74	B. M12x1,5 L=26 K17	175/65R15	K4B12731566	
Opel	Opel Meriva	X01	e1*2001/116*0215*..	64-74	B. M12x1,5 L=26 K17	185/60R15	K4B12731566	
Opel	Opel Meriva	X01	e1*2001/116*0215*..	64-74	B. M12x1,5 L=26 K17	195/55R15	K4B12731566	
Opel	Opel Meriva	X01	e1*2001/116*0215*..	64-74	B. M12x1,5 L=26 K17	195/60R15	K4B12731566	
Opel	Opel Meriva	X01	e1*2001/116*0215*..	64-74	B. M12x1,5 L=26 K17	205/50R15	K4B12731566	
Opel	Opel Meriva	X01	e1*2001/116*0215*..	64-74	B. M12x1,5 L=26 K17	205/55R15	K4B12731566	
Opel	Opel Tigra	S93	e1*93/81*0014*..	66-78	B. M12x1,5 L=28 K17	185/55R15	K4C17A28731566	
Opel	Opel Tigra	S93	e1*93/81*0014*..	66-78	B. M12x1,5 L=28 K17	195/50R15	K4C17A28731566	
Opel	Opel Tigra	S93	e1*93/81*0014*..	66-78	B. M12x1,5 L=28 K17	195/55R15	K4C17A28731566	
Opel	Opel Tigra	S93	e1*93/81*0014*..	66-78	B. M12x1,5 L=28 K17	205/50R15	K4C17A28731566	
Opel	Opel Tigra	X-C	e11*2001/116*0227*..	66-92	B. M12x1,5 L=28 K17	185/55R15	K4C17A28731566	
Opel	Opel Tigra	X-C	e11*2001/116*0227*..	66-92	B. M12x1,5 L=28 K17	185/60R15	K4C17A28731566	
Opel	Opel Vectra	A	E947/1	55-110	B. M12x1,5 L=28 K17	195/60R15	K4C17A28731566	
Opel	Opel Vectra	J96	e1*93/81*0030*..; e1*95/54*0030*..; e1*98/14*0030*..	85	B. M12x1,5 L=26 K17	175/65R15	K4B12731566	
Opel	Opel Vectra	J96	e1*93/81*0030*..; e1*95/54*0030*..; e1*98/14*0030*..	85	B. M12x1,5 L=26 K17	185/65R15	K4B12731566	
Opel	Opel Vectra	J96	e1*93/81*0030*..; e1*95/54*0030*..; e1*98/14*0030*..	85	B. M12x1,5 L=26 K17	195/60R15	K4B12731566	



FITMENT LIST AC-518 - 6 J x 15 H2

CODICE ART	FORI-PCD	ET	CENTRAGGIO	ANELLO ADATTATORE	ACCOPPIAMENTO
AC-518 409A	4 X 100	38	Ø73,1	Ø73,1 - Ø56,6	Conico 60°

COSTRUTTORE	DENOMINAZIONE COMMERCIALE	TIPO	OMOLOGAZIONE EUROPEA	RANGE KW	VITE-DADO	PNEUMATICI	CODICE KIT	TRAZIONE
Opel	Opel Vectra	J96	e1*93/81*0030*..; e1*95/54*0030*..; e1*98/14*0030*..	85	B. M12x1,5 L=26 K17	205/55R15	K4B12731566	
Opel	Opel Vectra	J96	e1*93/81*0030*..; e1*95/54*0030*..; e1*98/14*0030*..	85	B. M12x1,5 L=26 K17	205/60R15	K4B12731566	

FITMENT LIST AC-518 - 6 J x 15 H2

CODICE ART	FORI-PCD	ET	CENTRAGGIO	ANELLO ADATTATORE	ACCOPIAMENTO
AC-518 409A	4 X 100	38	Ø73,1	Ø73,1 - Ø57,1	Conico 60°

COSTRUTTORE	DENOMINAZIONE COMMERCIALE	TIPO	OMOLOGAZIONE EUROPEA	RANGE KW	VITE-DADO	PNEUMATICI	CODICE KIT	TRAZIONE
Seat	Seat Arosa	6H	e1*95/54*,98/14*0049*...e9*98/14*0037*..	33-44	B. M12x1,5 L=26 K17	165/65R15	K4B12731571	
Seat	Seat Arosa	6H	e1*95/54*,98/14*0049*...e9*98/14*0037*..	33-44	B. M12x1,5 L=26 K17	175/60R15	K4B12731571	
Seat	Seat Arosa	6H	e1*95/54*,98/14*0049*...e9*98/14*0037*..	33-44	B. M12x1,5 L=26 K17	185/55R15	K4B12731571	
Seat	Seat Arosa	6H	e1*95/54*,98/14*0049*...e9*98/14*0037*..	33-44	B. M12x1,5 L=26 K17	185/60R15	K4B12731571	
Seat	Seat Arosa	6H	e1*95/54*,98/14*0049*...e9*98/14*0037*..	33-44	B. M12x1,5 L=26 K17	195/50R15	K4B12731571	
Seat	Seat Arosa	6H	e1*95/54*,98/14*0049*...e9*98/14*0037*..	33-44	B. M12x1,5 L=26 K17	195/55R15	K4B12731571	
Seat	Seat Arosa	6H	e1*95/54*,98/14*0049*...e9*98/14*0037*..	33-44	B. M12x1,5 L=26 K17	205/50R15	K4B12731571	
Seat	Seat Cordoba	6K	e9*93/81*0001*...; e9*98/14*0001*..	37-81	B. M12x1,5 L=28 K17	185/55R15	K4C17A28731571	
Seat	Seat Cordoba	6K	e9*93/81*0001*...; e9*98/14*0001*..	37-81	B. M12x1,5 L=28 K17	195/50R15	K4C17A28731571	
Seat	Seat Cordoba	6K	e9*93/81*0001*...; e9*98/14*0001*..	37-81	B. M12x1,5 L=28 K17	205/50R15	K4C17A28731571	
Seat	Seat Ibiza	6K	e9*93/81*0001*...; e9*98/14*0001*..	37-115	B. M12x1,5 L=28 K17	185/55R15	K4C17A28731571	
Seat	Seat Ibiza	6K	e9*93/81*0001*...; e9*98/14*0001*..	37-115	B. M12x1,5 L=28 K17	195/50R15	K4C17A28731571	
Seat	Seat Ibiza	6K	e9*93/81*0001*...; e9*98/14*0001*..	37-115	B. M12x1,5 L=28 K17	205/50R15	K4C17A28731571	
Seat	Seat Mii	AA-AAN	e13*2007/46*1168*...; e13*2007/46*1183*..	44-61	B. M12x1,5 L=28 K17	165/65R15	K4C17A28731571	
Seat	Seat Mii	AA-AAN	e13*2007/46*1168*...; e13*2007/46*1183*..	44-61	B. M12x1,5 L=28 K17	175/60R15	K4C17A28731571	
Seat	Seat Mii	AA-AAN	e13*2007/46*1168*...; e13*2007/46*1183*..	44-61	B. M12x1,5 L=28 K17	185/55R15	K4C17A28731571	
Seat	Seat Mii	AA-AAN	e13*2007/46*1168*...; e13*2007/46*1183*..	44-61	B. M12x1,5 L=28 K17	185/60R15	K4C17A28731571	
Seat	Seat Mii	AA-AAN	e13*2007/46*1168*...; e13*2007/46*1183*..	44-61	B. M12x1,5 L=28 K17	195/50R15	K4C17A28731571	
Seat	Seat Mii	AA-AAN	e13*2007/46*1168*...; e13*2007/46*1183*..	44-61	B. M12x1,5 L=28 K17	195/55R15	K4C17A28731571	
Seat	Seat Mii	AA-AAN	e13*2007/46*1168*...; e13*2007/46*1183*..	44-61	B. M12x1,5 L=28 K17	205/50R15	K4C17A28731571	
Skoda	Skoda Citigo	AA-AAN	e13*2007/46*1169*...;e13*2007/46*1184*..	44-55	B. M12x1,5 L=26 K17	165/65R15	K4B12731571	
Skoda	Skoda Citigo	AA-AAN	e13*2007/46*1169*...;e13*2007/46*1184*..	44-55	B. M12x1,5 L=26 K17	175/60R15	K4B12731571	
Skoda	Skoda Citigo	AA-AAN	e13*2007/46*1169*...;e13*2007/46*1184*..	44-55	B. M12x1,5 L=26 K17	185/55R15	K4B12731571	
Skoda	Skoda Citigo	AA-AAN	e13*2007/46*1169*...;e13*2007/46*1184*..	44-55	B. M12x1,5 L=26 K17	185/60R15	K4B12731571	
Skoda	Skoda Citigo	AA-AAN	e13*2007/46*1169*...;e13*2007/46*1184*..	44-55	B. M12x1,5 L=26 K17	195/50R15	K4B12731571	
Skoda	Skoda Citigo	AA-AAN	e13*2007/46*1169*...;e13*2007/46*1184*..	44-55	B. M12x1,5 L=26 K17	195/55R15	K4B12731571	



FITMENT LIST AC-518 - 6 J x 15 H2

CODICE ART	FORI-PCD	ET	CENTRAGGIO	ANELLO ADATTATORE	ACCOPIAMENTO
AC-518 409A	4 X 100	38	Ø73,1	Ø73,1 - Ø57,1	Conico 60°


COSTRUTTORE	DENOMINAZIONE COMMERCIALE	TIPO	OMOLOGAZIONE EUROPEA	RANGE KW	VITE-DADO	PNEUMATICI	CODICE KIT	TRAZIONE
Skoda	Skoda Citigo	AA-AAN	e13*2007/46*1169*...;e13*2007/46*1184*..	44-55	B. M12x1,5 L=26 K17	205/50R15	K4B12731571	
Skoda	Skoda Felicia	795-797	e11*93/81*0019*05 ..;	40-55	B. M12x1,5 L=26 K17	195/45R15	K4B12731571	
Volkswagen	VW Caddy	9KV	e9*93/81*0007*...; e9*98/14*0007*..	42-66	B. M12x1,5 L=28 K17	185/55R15	K4C17A28731571	
Volkswagen	VW Caddy	9KV	e9*93/81*0007*...; e9*98/14*0007*..	42-66	B. M12x1,5 L=28 K17	185/60R15	K4C17A28731571	
Volkswagen	VW Caddy	9KV	e9*93/81*0007*...; e9*98/14*0007*..	42-66	B. M12x1,5 L=28 K17	195/50R15	K4C17A28731571	
Volkswagen	VW Caddy	9KV	e9*93/81*0007*...; e9*98/14*0007*..	42-66	B. M12x1,5 L=28 K17	195/55R15	K4C17A28731571	
Volkswagen	VW Caddy	9KV	e9*93/81*0007*...; e9*98/14*0007*..	42-66	B. M12x1,5 L=28 K17	205/50R15	K4C17A28731571	
Volkswagen	VW Corrado	53 I	E664	79-118	B. M12x1,5 L=28 K17	185/55R15	K4C17A28731571	
Volkswagen	VW Corrado	53 I	E664	79-118	B. M12x1,5 L=28 K17	195/50R15	K4C17A28731571	
Volkswagen	VW Corrado	53 I	E664	79-118	B. M12x1,5 L=28 K17	205/50R15	K4C17A28731571	
Volkswagen	VW Golf I	17	9138 ..	37-82	B. M12x1,5 L=28 K17	195/50R15	K4C17A28731571	
Volkswagen	VW Golf II	19 E	E083	33-118	B. M12x1,5 L=28 K17	195/50R15	K4C17A28731571	
Volkswagen	VW Golf III	1HXO	F804,894, G156,407,e1*93/81*0004*,e1*96/79*0068*,e1*96/79*0070*,e1*98/14*0070*	66	B. M12x1,5 L=26 K17	185/55R15	K4B12731571	
Volkswagen	VW Golf III	1HXO	F804,894, G156,407,e1*93/81*0004*,e1*96/79*0068*,e1*96/79*0070*,e1*98/14*0070*	66	B. M12x1,5 L=26 K17	195/50R15	K4B12731571	
Volkswagen	VW Golf III	1HXO	F804,894, G156,407,e1*93/81*0004*,e1*96/79*0068*,e1*96/79*0070*,e1*98/14*0070*	66	B. M12x1,5 L=26 K17	205/50R15	K4B12731571	
Volkswagen	VW Lupo	6	e1*2001/116*0085*14 ..	37-77	B. M12x1,5 L=26 K17	195/45R15	K4B12731571	
Volkswagen	VW Polo	86C-86CF-6N-6NF-6KV	e9*93/81*0008*...; e9*98/14*0008*...; e1*98/14*0069*..	40-110	B. M12x1,5 L=28 K17	185/55R15	K4C17A28731571	
Volkswagen	VW Polo	86C-86CF-6N-6NF-6KV	e9*93/81*0008*...; e9*98/14*0008*...; e1*98/14*0069*..	40-110	B. M12x1,5 L=28 K17	195/50R15	K4C17A28731571	
Volkswagen	VW Polo	86C-86CF-6N-6NF-6KV	e9*93/81*0008*...; e9*98/14*0008*...; e1*98/14*0069*..	40-110	B. M12x1,5 L=28 K17	205/50R15	K4C17A28731571	
Volkswagen	VW Up	AA-AAN	e13*2007/46*1167*...;e13*2007/46*1182*..	44-55	B. M12x1,5 L=26 K17	165/65R15	K4B12731571	
Volkswagen	VW Up	AA-AAN	e13*2007/46*1167*...;e13*2007/46*1182*..	44-55	B. M12x1,5 L=26 K17	175/60R15	K4B12731571	
Volkswagen	VW Up	AA-AAN	e13*2007/46*1167*...;e13*2007/46*1182*..	44-55	B. M12x1,5 L=26 K17	185/55R15	K4B12731571	
Volkswagen	VW Up	AA-AAN	e13*2007/46*1167*...;e13*2007/46*1182*..	44-55	B. M12x1,5 L=26 K17	195/50R15	K4B12731571	
Volkswagen	VW Up	AA-AAN	e13*2007/46*1167*...;e13*2007/46*1182*..	44-55	B. M12x1,5 L=26 K17	195/55R15	K4B12731571	

FIRMATO DIGITALMENTE
DAL FUNZIONARIO TECNICO
DEL C.P.A. DI MILANO:
Angela MARFUGGI

Fitment list redatta, ai sensi e per gli effetti dell'art. 46 e 47 del D.P.R. n. 445/2000, da Alessandro Antonini per la ditta RVS S.r.l.

p.iva. 03846010266 con sede a Castelnuovo Veneto (TV) in Via per Salvatronda 60.

FIRMATO DIGITALMENTE DA:
Davide FRACCARO
RVS S.r.l.



Alessandro ANTONINI
RVS S.r.l.



FITMENT LIST AC-518 - 6 J x 15 H2

CODICE ART	FORI-PCD	ET	CENTRAGGIO	ANELLO ADATTATORE	ACCOPIAMENTO
AC-518 409A	4 X 100	38	Ø73,1	Ø73,1 - Ø57,1	Conico 60°

COSTRUTTORE	DENOMINAZIONE COMMERCIALE	TIPO	OMOLOGAZIONE EUROPEA	RANGE KW	VITE-DADO	PNEUMATICI	CODICE KIT	TRAZIONE
Volkswagen	VW Up	AA-AAN	e13*2007/46*1167*...;e13*2007/46*1182*..	44-55	B. M12x1,5 L=26 K17	205/50R15	K4B12731571	
Volkswagen	VW Up Cross	AA-AAN	e13*2007/46*1167*08 ..	55	B. M12x1,5 L=26 K17	165/65R15	K4B12731571	
Volkswagen	VW Up Cross	AA-AAN	e13*2007/46*1167*08 ..	55	B. M12x1,5 L=26 K17	175/60R15	K4B12731571	
Volkswagen	VW Up Cross	AA-AAN	e13*2007/46*1167*08 ..	55	B. M12x1,5 L=26 K17	185/55R15	K4B12731571	
Volkswagen	VW Up Cross	AA-AAN	e13*2007/46*1167*08 ..	55	B. M12x1,5 L=26 K17	195/50R15	K4B12731571	
Volkswagen	VW Up Cross	AA-AAN	e13*2007/46*1167*08 ..	55	B. M12x1,5 L=26 K17	195/55R15	K4B12731571	
Volkswagen	VW Up Cross	AA-AAN	e13*2007/46*1167*08 ..	55	B. M12x1,5 L=26 K17	205/50R15	K4B12731571	
Volkswagen	VW Up Gti	AA	e13*2007/46*1167*20 ..	85	B. M12x1,5 L=26 K17	165/65R15	K4B12731571	
Volkswagen	VW Up Gti	AA	e13*2007/46*1167*20 ..	85	B. M12x1,5 L=26 K17	175/60R15	K4B12731571	
Volkswagen	VW Up Gti	AA	e13*2007/46*1167*20 ..	85	B. M12x1,5 L=26 K17	185/55R15	K4B12731571	
Volkswagen	VW Up Gti	AA	e13*2007/46*1167*20 ..	85	B. M12x1,5 L=26 K17	195/50R15	K4B12731571	
Volkswagen	VW Up Gti	AA	e13*2007/46*1167*20 ..	85	B. M12x1,5 L=26 K17	195/55R15	K4B12731571	
Volkswagen	VW Up Gti	AA	e13*2007/46*1167*20 ..	85	B. M12x1,5 L=26 K17	205/50R15	K4B12731571	
Volkswagen	VW Vento	1HXO	F804,894, G156,407,e1*93/81*0004*,e1*96/79*0068*,e1*96/79*0070*,e1*98/14*0070*	40-85	B. M12x1,5 L=26 K17	185/55R15	K4B12731571	
Volkswagen	VW Vento	1HXO	F804,894, G156,407,e1*93/81*0004*,e1*96/79*0068*,e1*96/79*0070*,e1*98/14*0070*	40-85	B. M12x1,5 L=26 K17	195/50R15	K4B12731571	
Volkswagen	VW Vento	1HXO	F804,894, G156,407,e1*93/81*0004*,e1*96/79*0068*,e1*96/79*0070*,e1*98/14*0070*	40-85	B. M12x1,5 L=26 K17	205/50R15	K4B12731571	

FIRMATO DIGITALMENTE
DAL FUNZIONARIO TECNICO
DEL C.P.A. DI MILANO:
Angela MARFUGGI

Fitment list redatta, ai sensi e per gli effetti dell'art. 46 e 47 del D.P.R. n. 445/2000, da Alessandro Antonini per la ditta RVS S.r.l.

p.iva. 03846010266 con sede a Castelfranco Veneto (TV) in Via per Salvatronda 60.

FIRMATO DIGITALMENTE DA:
Davide FRACCARO
RVS S.r.l.

Alessandro Antonini
Alessandro ANTONINI
RVS S.r.l.

FITMENT LIST AC-518 - 6 J x 15 H2

CODICE ART	FORI-PCD	ET	CENTRAGGIO	ANELLO ADATTATORE	ACCOPIAMENTO
AC-518 409A	4 X 100	38	Ø73,1	Ø73,1 - Ø58,1	Conico 60°

COSTRUTTORE	DENOMINAZIONE COMMERCIALE	TIPO	OMOLOGAZIONE EUROPEA	RANGE KW	VITE-DADO	PNEUMATICI	CODICE KIT	TRAZIONE
Alfa Romeo	Alfa 145	930	e3*96/27*0029*..	110	BV. M12x1,25 K19	195/55R15	K4B39LE731581	
Alfa Romeo	Alfa 145	930	e3*96/27*0029*..	110	BV. M12x1,25 K19	205/50R15	K4B39LE731581	
Alfa Romeo	Alfa 145	930	e3*96/27*0029*..	110	BV. M12x1,25 K19	205/55R15	K4B39LE731581	
Alfa Romeo	Alfa 145	930	e3*96/27*0029*..	110	BV. M12x1,25 K19	225/50R15	K4B39LE731581	
Alfa Romeo	Alfa 146	930	e3*96/27*0029*..	110	BV. M12x1,25 K19	195/55R15	K4B39LE731581	
Alfa Romeo	Alfa 146	930	e3*96/27*0029*..	110	BV. M12x1,25 K19	205/50R15	K4B39LE731581	
Alfa Romeo	Alfa 146	930	e3*96/27*0029*..	110	BV. M12x1,25 K19	205/55R15	K4B39LE731581	
Alfa Romeo	Alfa 146	930	e3*96/27*0029*..	110	BV. M12x1,25 K19	225/50R15	K4B39LE731581	
Alfa Romeo	Alfa 155	167	F737; e3*95/54*0011*..	77-137	BV. M12x1,25 K19	185/55R15	K4B39LE731581	
Alfa Romeo	Alfa 155	167	F737; e3*95/54*0011*..	77-137	BV. M12x1,25 K19	195/50R15	K4B39LE731581	
Alfa Romeo	Alfa 155	167	F737; e3*95/54*0011*..	77-137	BV. M12x1,25 K19	205/50R15	K4B39LE731581	
Alfa Romeo	Alfa MiTo	955	e3*2001/116*0278*..	58-88	BV. M12x1,25 K17	205/55R15	K4A39LE731581	
Alfa Romeo	Alfa MiTo	955	e3*2001/116*0278*..	58-88	BV. M12x1,25 K17	225/50R15	K4A39LE731581	
Citroen	Citroen Nemo	225L	e3*2001/116*0273..; e3*2007/46*0013*..	50-54	BV. M12x1,25 K17	185/65R15	K4A39LE731581	
Citroen	Citroen Nemo	A	e3*2001/116*0273..; e3*2007/46*0013*..	50-54	BV. M12x1,25 K17	185/65R15	K4A39LE731581	
Fiat	Fiat 500	312	e3*2007/46*0064*..	55-73.5	BV. M12x1,25 K17	165/65R15	K4A39LE731581	
Fiat	Fiat 500	312	e3*2007/46*0064*..	55-73.5	BV. M12x1,25 K17	175/60R15	K4A39LE731581	
Fiat	Fiat 500	312	e3*2007/46*0064*..	55-73.5	BV. M12x1,25 K17	185/55R15	K4A39LE731581	
Fiat	Fiat 500	312	e3*2007/46*0064*..	55-73.5	BV. M12x1,25 K17	195/50R15	K4A39LE731581	
Fiat	Fiat 500	312	e3*2007/46*0064*..	55-73.5	BV. M12x1,25 K17	195/55R15	K4A39LE731581	
Fiat	Fiat 500	312	e3*2007/46*0064*..	55-73.5	BV. M12x1,25 K17	205/50R15	K4A39LE731581	
Fiat	Fiat 500C	312	e3*2007/46*0064*..	44-77	BV. M12x1,25 K17	165/65R15	K4A39LE731581	
Fiat	Fiat 500C	312	e3*2007/46*0064*..	44-77	BV. M12x1,25 K17	175/60R15	K4A39LE731581	
Fiat	Fiat 500C	312	e3*2007/46*0064*..	44-77	BV. M12x1,25 K17	185/55R15	K4A39LE731581	
Fiat	Fiat 500C	312	e3*2007/46*0064*..	44-77	BV. M12x1,25 K17	195/50R15	K4A39LE731581	
Fiat	Fiat 500C	312	e3*2007/46*0064*..	44-77	BV. M12x1,25 K17	195/55R15	K4A39LE731581	

FITMENT LIST AC-518 - 6 J x 15 H2

CODICE ART	FORI-PCD	ET	CENTRAGGIO	ANELLO ADATTATORE	ACCOPIAMENTO
AC-518 409A	4 X 100	38	Ø73,1	Ø73,1 - Ø58,1	Conico 60°

COSTRUTTORE	DENOMINAZIONE COMMERCIALE	TIPO	OMOLOGAZIONE EUROPEA	RANGE KW	VITE-DADO	PNEUMATICI	CODICE KIT	TRAZIONE
Fiat	Fiat 500C	312	e3*2007/46*0064*..	44-77	BV. M12x1,25 K17	205/50R15	K4A39LE731581	
Fiat	Fiat Barchetta	183	e3*95/54*0005*..; e3*98/14*0005*..	96	BV. M12x1,25 K19	195/55R15	K4B39LE731581	
Fiat	Fiat Barchetta	183	e3*95/54*0005*..; e3*98/14*0005*..	96	BV. M12x1,25 K19	205/50R15	K4B39LE731581	
Fiat	Fiat Barchetta	183	e3*95/54*0005*..; e3*98/14*0005*..	96	BV. M12x1,25 K19	205/55R15	K4B39LE731581	
Fiat	Fiat Brava	182	e3*96/27*0019*..	66	BV. M12x1,25 K19	175/60R15	K4B39LE731581	
Fiat	Fiat Brava	182	e3*96/27*0019*..	66	BV. M12x1,25 K19	185/55R15	K4B39LE731581	
Fiat	Fiat Brava	182	e3*96/27*0019*..	66	BV. M12x1,25 K19	185/60R16	K4B39LE731581	
Fiat	Fiat Brava	182	e3*96/27*0019*..	66	BV. M12x1,25 K19	195/50R15	K4B39LE731581	
Fiat	Fiat Brava	182	e3*96/27*0019*..	66	BV. M12x1,25 K19	195/55R15	K4B39LE731581	
Fiat	Fiat Brava	182	e3*96/27*0019*..	66	BV. M12x1,25 K19	205/50R15	K4B39LE731581	
Fiat	Fiat Bravo	182	e3*96/27*0019*..	66-110	BV. M12x1,25 K19	185/55R15	K4B39LE731581	
Fiat	Fiat Bravo	182	e3*96/27*0019*..	66-110	BV. M12x1,25 K19	195/50R15	K4B39LE731581	
Fiat	Fiat Bravo	198	e3*2001/116*0248*..;e3*2001/116*0288*..;e3*2007/46*0022*..	66-110	BV. M12x1,25 K17	195/65R15	K4A39LE731581	
Fiat	Fiat Coupe	FA - 175	e3*92/53*0002*..; e3*93/81*0001*..; e3*95/54*0008*..	140	BV. M12x1,25 K19	195/55R15	K4B39LE731581	
Fiat	Fiat Coupe	FA - 175	e3*92/53*0002*..; e3*93/81*0001*..; e3*95/54*0008*..	140	BV. M12x1,25 K19	205/50R15	K4B39LE731581	
Fiat	Fiat Coupe	FA - 175	e3*92/53*0002*..; e3*93/81*0001*..; e3*95/54*0008*..	140	BV. M12x1,25 K19	205/55R15	K4B39LE731581	
Fiat	Fiat Doblò (M1)	223 / 223L	e3*98/14*0071*..	46-88	BV. M12x1,25 K17	185/65R15	K4A39LE731581	
Fiat	Fiat Doblò (M1)	223 / 223L	e3*98/14*0071*..	46-88	BV. M12x1,25 K17	185/70R15	K4A39LE731581	
Fiat	Fiat Doblò (M1)	223 / 223L	e3*98/14*0071*..	46-88	BV. M12x1,25 K17	195/60R15	K4A39LE731581	
Fiat	Fiat Doblò (M1)	223 / 223L	e3*98/14*0071*..	46-88	BV. M12x1,25 K17	195/65R15	K4A39LE731581	
Fiat	Fiat Doblò (M1)	223 / 223L	e3*98/14*0071*..	46-88	BV. M12x1,25 K17	205/60R15	K4A39LE731581	
Fiat	Fiat Doblò (M1)	223 / 223L	e3*98/14*0071*..	46-88	BV. M12x1,25 K17	215/60R15	K4A39LE731581	
Fiat	Fiat Fiorino (M1) - Qubo (M1)	225 - 225L	e3*2001/116*0271*..	54-55	BV. M12x1,25 K17	185/65R15	K4A39LE731581	
Fiat	Fiat Fiorino (M1) - Qubo (M1)	225 - 225L	e3*2001/116*0271*..	54-55	BV. M12x1,25 K17	185/70R15	K4A39LE731581	
Fiat	Fiat Fiorino (M1) - Qubo (M1)	225 - 225L	e3*2001/116*0271*..	54-55	BV. M12x1,25 K17	195/60R15	K4A39LE731581	
Fiat	Fiat Fiorino (M1) - Qubo (M1)	225 - 225L	e3*2001/116*0271*..	54-55	BV. M12x1,25 K17	195/65R15	K4A39LE731581	



FITMENT LIST AC-518 - 6 J x 15 H2

CODICE ART	FORI-PCD	ET	CENTRAGGIO	ANELLO ADATTATORE	ACCOPPIAMENTO
AC-518 409A	4 X 100	38	Ø73,1	Ø73,1 - Ø58,1	Conico 60°

COSTRUTTORE	DENOMINAZIONE COMMERCIALE	TIPO	OMOLOGAZIONE EUROPEA	RANGE KW	VITE-DADO	PNEUMATICI	CODICE KIT	TRAZIONE
Fiat	Fiat Fiorino (M1) - Qubo (M1)	225 - 225L	e3*2001/116*0271*..	54-55	BV. M12x1,25 K17	205/60R15	K4A39LE731581	
Fiat	Fiat Fiorino (M1) - Qubo (M1)	225 - 225L	e3*2001/116*0271*..	54-55	BV. M12x1,25 K17	215/60R15	K4A39LE731581	
Fiat	Fiat Idea	350	e3*2001/116*0153*..	51-74	BV. M12x1,25 K17	195/55R15	K4A39LE731581	
Fiat	Fiat Idea	350	e3*2001/116*0153*..	51-74	BV. M12x1,25 K17	195/60R15	K4A39LE731581	
Fiat	Fiat Idea	350	e3*2001/116*0153*..	51-74	BV. M12x1,25 K17	205/50R15	K4A39LE731581	
Fiat	Fiat Idea	350	e3*2001/116*0153*..	51-74	BV. M12x1,25 K17	205/55R15	K4A39LE731581	
Fiat	Fiat Linea	323	e3*2001/116*0260*..	57-94	BV. M12x1,25 K17	185/65R15	K4A39LE731581	
Fiat	Fiat Linea	323	e3*2001/116*0260*..	57-94	BV. M12x1,25 K17	195/60R15	K4A39LE731581	
Fiat	Fiat Linea	323	e3*2001/116*0260*..	57-94	BV. M12x1,25 K17	195/65R15	K4A39LE731581	
Fiat	Fiat Linea	323	e3*2001/116*0260*..	57-94	BV. M12x1,25 K17	205/55R15	K4A39LE731581	
Fiat	Fiat Linea	323	e3*2001/116*0260*..	57-94	BV. M12x1,25 K17	205/60R15	K4A39LE731581	
Fiat	Fiat Marea	185	e3*93/81*0003*..; e3*95/54*0003*..; e3*96/79*0039*..	83	BV. M12x1,25 K19	175/65R15	K4B39LE731581	
Fiat	Fiat Marea	185	e3*93/81*0003*..; e3*95/54*0003*..; e3*96/79*0039*..	83	BV. M12x1,25 K19	185/60R15	K4B39LE731581	
Fiat	Fiat Marea	185	e3*93/81*0003*..; e3*95/54*0003*..; e3*96/79*0039*..	83	BV. M12x1,25 K19	195/55R15	K4B39LE731581	
Fiat	Fiat Marea	185	e3*93/81*0003*..; e3*95/54*0003*..; e3*96/79*0039*..	83	BV. M12x1,25 K19	195/60R15	K4B39LE731581	
Fiat	Fiat Marea	185	e3*93/81*0003*..; e3*95/54*0003*..; e3*96/79*0039*..	83	BV. M12x1,25 K19	205/50R15	K4B39LE731581	
Fiat	Fiat Marea	185	e3*93/81*0003*..; e3*95/54*0003*..; e3*96/79*0039*..	83	BV. M12x1,25 K19	205/55R15	K4B39LE731581	
Fiat	Fiat Multipla	186	e3*96/79*0042*..	85	BV. M12x1,25 K17	185/65R15	K4A39LE731581	
Fiat	Fiat Multipla	186	e3*96/79*0042*..	85	BV. M12x1,25 K17	185/70R15	K4A39LE731581	
Fiat	Fiat Multipla	186	e3*96/79*0042*..	85	BV. M12x1,25 K17	195/65R15	K4A39LE731581	
Fiat	Fiat Multipla	186	e3*96/79*0042*..	85	BV. M12x1,25 K17	215/60R15	K4A39LE731581	
Fiat	Fiat Palio	178	e3*96/27*0033*..; e3*98/14*0033*..	75	BV. M12x1,25 K19	185/55R15	K4B39LE731581	
Fiat	Fiat Palio	178	e3*96/27*0033*..; e3*98/14*0033*..	75	BV. M12x1,25 K19	185/60R15	K4B39LE731581	
Fiat	Fiat Palio	178	e3*96/27*0033*..; e3*98/14*0033*..	75	BV. M12x1,25 K19	195/50R15	K4B39LE731581	
Fiat	Fiat Palio	178	e3*96/27*0033*..; e3*98/14*0033*..	75	BV. M12x1,25 K19	195/55R15	K4B39LE731581	
Fiat	Fiat Palio	178	e3*96/27*0033*..; e3*98/14*0033*..	75	BV. M12x1,25 K19	205/50R15	K4B39LE731581	

FITMENT LIST AC-518 - 6 J x 15 H2

CODICE ART	FORI-PCD	ET	CENTRAGGIO	ANELLO ADATTATORE	ACCOPIAMENTO
AC-518 409A	4 X 100	38	Ø73,1	Ø73,1 - Ø58,1	Conico 60°

COSTRUTTORE	DENOMINAZIONE COMMERCIALE	TIPO	OMOLOGAZIONE EUROPEA	RANGE KW	VITE-DADO	PNEUMATICI	CODICE KIT	TRAZIONE
Fiat	Fiat Panda	169	e3*2001/116*0151*..	44-73,5	BV. M12x1,25 K17	185/55R15	K4A39LE731581	
Fiat	Fiat Panda	169	e3*2001/116*0151*..	44-73,5	BV. M12x1,25 K17	195/50R15	K4A39LE731581	
Fiat	Fiat Panda	312	e3*2007/46*0064*..;e3*2007/46*0071*..	44-63	BV. M12x1,25 K17	185/55R15	K4A39LE731581	
Fiat	Fiat Panda	312	e3*2007/46*0064*..;e3*2007/46*0071*..	44-63	BV. M12x1,25 K17	185/60R15	K4A39LE731581	
Fiat	Fiat Panda	312	e3*2007/46*0064*..;e3*2007/46*0071*..	44-63	BV. M12x1,25 K17	195/50R15	K4A39LE731581	
Fiat	Fiat Panda	312	e3*2007/46*0064*..;e3*2007/46*0071*..	44-63	BV. M12x1,25 K17	195/55R15	K4A39LE731581	
Fiat	Fiat Panda	312	e3*2007/46*0064*..;e3*2007/46*0071*..	44-63	BV. M12x1,25 K17	205/50R15	K4A39LE731581	
Fiat	Fiat Punto	176	e3*96/27*0022*..	43-98	BV. M12x1,25 K19	185/55R15	K4B39LE731581	
Fiat	Fiat Punto	176	e3*96/27*0022*..	43-98	BV. M12x1,25 K19	195/50R15	K4B39LE731581	
Fiat	Fiat Punto	188	e3*98/14*0088*..	51	BV. M12x1,25 K17	185/55R15	K4A39LE731581	
Fiat	Fiat Punto	188	e3*98/14*0088*..	51	BV. M12x1,25 K17	185/60R15	K4A39LE731581	
Fiat	Fiat Punto	188	e3*98/14*0088*..	51	BV. M12x1,25 K17	195/50R15	K4A39LE731581	
Fiat	Fiat Punto	188	e3*98/14*0088*..	51	BV. M12x1,25 K17	195/55R15	K4A39LE731581	
Fiat	Fiat Punto	188	e3*98/14*0088*..	51	BV. M12x1,25 K17	205/50R15	K4A39LE731581	
Fiat	Fiat Stilo	192	e3*98/14*0089*..	76	BV. M12x1,25 K17	195/65R15	K4A39LE731581	
Fiat	Fiat Stilo	192	e3*98/14*0089*..	76	BV. M12x1,25 K17	205/65R15	K4A39LE731581	
Ford	Ford KA (II Serie)	RU8	e3*2001/116*0280*..	51-55	BV. M12x1,25 K17	185/55R15	K4A39LE731581	
Ford	Ford KA (II Serie)	RU8	e3*2001/116*0280*..	51-55	BV. M12x1,25 K17	185/60R15	K4A39LE731581	
Ford	Ford KA (II Serie)	RU8	e3*2001/116*0280*..	51-55	BV. M12x1,25 K17	195/50R15	K4A39LE731581	
Ford	Ford KA (II Serie)	RU8	e3*2001/116*0280*..	51-55	BV. M12x1,25 K17	195/55R15	K4A39LE731581	
Ford	Ford KA (II Serie)	RU8	e3*2001/116*0280*..	51-55	BV. M12x1,25 K17	205/50R15	K4A39LE731581	
Lancia	Lancia Dedra	835	e3*96/27*0020*00 ..	57-102	BV. M12x1,25 K19	185/55R15	K4B39LE731581	
Lancia	Lancia Dedra	835	e3*96/27*0020*00 ..	57-102	BV. M12x1,25 K19	195/50R15	K4B39LE731581	
Lancia	Lancia Dedra	835	e3*96/27*0020*00 ..	57-102	BV. M12x1,25 K19	205/50R15	K4B39LE731581	
Lancia	Lancia Delta	844	e3*2001/116*0279*00 ..	85-110	BV. M12x1,25 K17	195/65R15	K4A39LE731581	
Lancia	Lancia Lybra	839	e3*98/14*0047*..; e3*98/14*0084*..	113	BV. M12x1,25 K17	195/65R15	K4A39LE731581	

FITMENT LIST AC-518 - 6 J x 15 H2

CODICE ART	FORI-PCD	ET	CENTRAGGIO	ANELLO ADATTATORE	ACCOPIAMENTO
AC-518 409A	4 X 100	38	Ø73,1	Ø73,1 - Ø58,1	Conico 60°

COSTRUTTORE	DENOMINAZIONE COMMERCIALE	TIPO	OMOLOGAZIONE EUROPEA	RANGE KW	VITE-DADO	PNEUMATICI	CODICE KIT	TRAZIONE
Lancia	Lancia Lybra	839	e3*98/14*0047*..; e3*98/14*0084*..	113	BV. M12x1,25 K17	205/60R15	K4A39LE731581	
Lancia	Lancia Musa	350	e3*2001/116*0153*..	51-70	BV. M12x1,25 K17	195/55R15	K4A39LE731581	
Lancia	Lancia Musa	350	e3*2001/116*0153*..	51-70	BV. M12x1,25 K17	195/60R15	K4A39LE731581	
Lancia	Lancia Musa	350	e3*2001/116*0153*..	51-70	BV. M12x1,25 K17	205/50R15	K4A39LE731581	
Lancia	Lancia Musa	350	e3*2001/116*0153*..	51-70	BV. M12x1,25 K17	205/55R15	K4A39LE731581	
Lancia	Lancia Thema	834	D547/3	66-130	BV. M12x1,25 K19	195/60R15	K4B39LE731581	
Lancia	Lancia Thema	834	D547/3	66-130	BV. M12x1,25 K19	205/55R15	K4B39LE731581	
Lancia	Lancia Y	840	e3*98/14*0004*..; e3*95/54*0004*..	44	BV. M12x1,25 K19	175/60R15	K4B39LE731581	
Lancia	Lancia Y	840	e3*98/14*0004*..; e3*95/54*0004*..	44	BV. M12x1,25 K19	185/55R15	K4B39LE731581	
Lancia	Lancia Y	840	e3*98/14*0004*..; e3*95/54*0004*..	44	BV. M12x1,25 K19	195/50R15	K4B39LE731581	
Lancia	Lancia Y	840	e3*98/14*0004*..; e3*95/54*0004*..	44	BV. M12x1,25 K19	205/50R15	K4B39LE731581	
Lancia	Lancia Ypsilon	312	e3*2007/46*0064*..	51	BV. M12x1,25 K17	175/65R15	K4A39LE731581	
Lancia	Lancia Ypsilon	312	e3*2007/46*0064*..	51	BV. M12x1,25 K17	185/55R15	K4A39LE731581	
Lancia	Lancia Ypsilon	312	e3*2007/46*0064*..	51	BV. M12x1,25 K17	185/60R15	K4A39LE731581	
Lancia	Lancia Ypsilon	312	e3*2007/46*0064*..	51	BV. M12x1,25 K17	195/55R15	K4A39LE731581	
Lancia	Lancia Ypsilon	312	e3*2007/46*0064*..	51	BV. M12x1,25 K17	195/60R15	K4A39LE731581	
Lancia	Lancia Ypsilon	312	e3*2007/46*0064*..	51	BV. M12x1,25 K17	205/50R15	K4A39LE731581	
Lancia	Lancia Ypsilon	312	e3*2007/46*0064*..	51	BV. M12x1,25 K17	205/55R15	K4A39LE731581	
Lancia	Lancia Ypsilon	843	e3*2001/116*0149*..	70	BV. M12x1,25 K17	175/60R15	K4A39LE731581	
Lancia	Lancia Ypsilon	843	e3*2001/116*0149*..	70	BV. M12x1,25 K17	185/55R15	K4A39LE731581	
Lancia	Lancia Ypsilon	843	e3*2001/116*0149*..	70	BV. M12x1,25 K17	195/50R15	K4A39LE731581	
Lancia	Lancia Ypsilon	843	e3*2001/116*0149*..	70	BV. M12x1,25 K17	205/50R15	K4A39LE731581	
Peugeot	Peugeot Bipper (M1)	225L	e3*2001/116*0272*..	50-54	BV. M12x1,25 K17	185/65R15	K4A39LE731581	
Peugeot	Peugeot Bipper (M1)	225L	e3*2001/116*0272*..	50-54	BV. M12x1,25 K17	185/70R15	K4A39LE731581	
Peugeot	Peugeot Bipper (M1)	225L	e3*2001/116*0272*..	50-54	BV. M12x1,25 K17	195/65R15	K4A39LE731581	
Peugeot	Peugeot Bipper (M1)	225L	e3*2001/116*0272*..	50-54	BV. M12x1,25 K17	205/60R15	K4A39LE731581	



FITMENT LIST AC-518 - 6 J x 15 H2

CODICE ART	FORI-PCD	ET	CENTRAGGIO	ANELLO ADATTATORE	ACCOPIAMENTO
AC-518 409A	4 X 100	38	Ø73,1	Ø73,1 - Ø58,1	Conico 60°

COSTRUTTORE	DENOMINAZIONE COMMERCIALE	TIPO	OMOLOGAZIONE EUROPEA	RANGE KW	VITE-DADO	PNEUMATICI	CODICE KIT	TRAZIONE
Peugeot	Peugeot Bipper (M1)	A	e3*2001/116*0272*..	50-54	BV. M12x1,25 K17	185/65R15	K4A39LE731581	
Peugeot	Peugeot Bipper (M1)	A	e3*2001/116*0272*..	50-54	BV. M12x1,25 K17	185/70R15	K4A39LE731581	
Peugeot	Peugeot Bipper (M1)	A	e3*2001/116*0272*..	50-54	BV. M12x1,25 K17	195/65R15	K4A39LE731581	
Peugeot	Peugeot Bipper (M1)	A	e3*2001/116*0272*..	50-54	BV. M12x1,25 K17	205/60R15	K4A39LE731581	

FITMENT LIST AC-518 - 6 J x 15 H2

CODICE ART	FORI-PCD	ET	CENTRAGGIO	ANELLO ADATTATORE	ACCOPIAMENTO
AC-518 409A	4 X 100	38	Ø73,1	Ø73,1 - Ø60,1	Conico 60°

COSTRUTTORE	DENOMINAZIONE COMMERCIALE	TIPO	OMOLOGAZIONE EUROPEA	RANGE KW	VITE-DADO	PNEUMATICI	CODICE KIT	TRAZIONE
Dacia	Dacia Dokker - Dokker Stepway	SD	e2*2001/116*0314*..; e2*2007/46*0030*..	55-85	B. M12x1,5 L=26 K17	185/65R15	K4B12731601	
Dacia	Dacia Dokker - Dokker Stepway	SD	e2*2001/116*0314*..; e2*2007/46*0030*..	55-85	B. M12x1,5 L=26 K17	195/60R15	K4B12731601	
Dacia	Dacia Dokker - Dokker Stepway	SD	e2*2001/116*0314*..; e2*2007/46*0030*..	55-85	B. M12x1,5 L=26 K17	205/55R15	K4B12731601	
Dacia	Dacia Dokker - Dokker Stepway	SD	e2*2001/116*0314*..; e2*2007/46*0030*..	55-85	B. M12x1,5 L=26 K17	205/60R15	K4B12731601	
Dacia	Dacia Lodgy - Lodgy Stepway	SD	e2*2001/116*0314*..	59-85	B. M12x1,5 L=26 K17	185/65R15	K4B12731601	
Dacia	Dacia Lodgy - Lodgy Stepway	SD	e2*2001/116*0314*..	59-85	B. M12x1,5 L=26 K17	195/60R15	K4B12731601	
Dacia	Dacia Lodgy - Lodgy Stepway	SD	e2*2001/116*0314*..	59-85	B. M12x1,5 L=26 K17	205/55R15	K4B12731601	
Dacia	Dacia Lodgy - Lodgy Stepway	SD	e2*2001/116*0314*..	59-85	B. M12x1,5 L=26 K17	205/60R15	K4B12731601	
Dacia	Dacia Logan	SD - SR	e2*2007/46*0030*..;e2*2001/116*0314*..;e2*2001/116*0323*..	55-64	B. M12x1,5 L=26 K17	185/65R15	K4B12731601	
Dacia	Dacia Logan	SD - SR	e2*2007/46*0030*..;e2*2001/116*0314*..;e2*2001/116*0323*..	55-64	B. M12x1,5 L=26 K17	195/60R15	K4B12731601	
Dacia	Dacia Logan	SD - SR	e2*2007/46*0030*..;e2*2001/116*0314*..;e2*2001/116*0323*..	55-64	B. M12x1,5 L=26 K17	205/55R15	K4B12731601	
Dacia	Dacia Logan	SD - SR	e2*2007/46*0030*..;e2*2001/116*0314*..;e2*2001/116*0323*..	55-64	B. M12x1,5 L=26 K17	205/60R15	K4B12731601	
Dacia	Dacia Logan MCV - Logan MCV Stepway	SD - SR	e2*2001/116*0314*..	52-70	B. M12x1,5 L=26 K17	185/65R15	K4B12731601	
Dacia	Dacia Logan MCV - Logan MCV Stepway	SD - SR	e2*2001/116*0314*..	52-70	B. M12x1,5 L=26 K17	195/60R15	K4B12731601	
Dacia	Dacia Logan MCV - Logan MCV Stepway	SD - SR	e2*2001/116*0314*..	52-70	B. M12x1,5 L=26 K17	205/55R15	K4B12731601	
Dacia	Dacia Logan MCV - Logan MCV Stepway	SD - SR	e2*2001/116*0314*..	52-70	B. M12x1,5 L=26 K17	205/60R15	K4B12731601	
Dacia	Dacia Sandero	SD - SR	e2*2007/46*0030*..;e2*2001/116*0314*..;e2*2001/116*0323*..	50-77	B. M12x1,5 L=26 K17	185/65R15	K4B12731601	
Dacia	Dacia Sandero	SD - SR	e2*2007/46*0030*..;e2*2001/116*0314*..;e2*2001/116*0323*..	50-77	B. M12x1,5 L=26 K17	195/60R15	K4B12731601	
Dacia	Dacia Sandero	SD - SR	e2*2007/46*0030*..;e2*2001/116*0314*..;e2*2001/116*0323*..	50-77	B. M12x1,5 L=26 K17	205/55R15	K4B12731601	
Dacia	Dacia Sandero	SD - SR	e2*2007/46*0030*..;e2*2001/116*0314*..;e2*2001/116*0323*..	50-77	B. M12x1,5 L=26 K17	205/60R15	K4B12731601	
Dacia	Dacia Sandero Stepway	SD - SR	e2*2007/46*0030*..;e2*2001/116*0314*..;e2*2001/116*0323*..	50-77	B. M12x1,5 L=26 K17	185/65R15	K4B12731601	
Dacia	Dacia Sandero Stepway	SD - SR	e2*2007/46*0030*..;e2*2001/116*0314*..;e2*2001/116*0323*..	50-77	B. M12x1,5 L=26 K17	195/60R15	K4B12731601	
Dacia	Dacia Sandero Stepway	SD - SR	e2*2007/46*0030*..;e2*2001/116*0314*..;e2*2001/116*0323*..	50-77	B. M12x1,5 L=26 K17	205/55R15	K4B12731601	
Dacia	Dacia Sandero Stepway	SD - SR	e2*2007/46*0030*..;e2*2001/116*0314*..;e2*2001/116*0323*..	50-77	B. M12x1,5 L=26 K17	205/60R15	K4B12731601	
Nissan	Nissan Micra	K12	e11*2001/116*0195*..	48-85	B. M12x1,5 L=26 K19	165/65R15	K4B15731601	
Nissan	Nissan Micra	K12	e11*2001/116*0195*..	48-85	B. M12x1,5 L=26 K19	175/60R15	K4B15731601	

FITMENT LIST AC-518 - 6 J x 15 H2

CODICE ART	FORI-PCD	ET	CENTRAGGIO	ANELLO ADATTATORE	ACCOPIAMENTO
AC-518 409A	4 X 100	38	Ø73,1	Ø73,1 - Ø60,1	Conico 60°

COSTRUTTORE	DENOMINAZIONE COMMERCIALE	TIPO	OMOLOGAZIONE EUROPEA	RANGE KW	VITE-DADO	PNEUMATICI	CODICE KIT	TRAZIONE
Nissan	Nissan Micra	K12	e11*2001/116*0195*..	48-85	B. M12x1,5 L=26 K19	185/55R15	K4B15731601	
Nissan	Nissan Micra	K12	e11*2001/116*0195*..	48-85	B. M12x1,5 L=26 K19	185/60R15	K4B15731601	
Nissan	Nissan Micra	K12	e11*2001/116*0195*..	48-85	B. M12x1,5 L=26 K19	195/50R15	K4B15731601	
Nissan	Nissan Micra	K12	e11*2001/116*0195*..	48-85	B. M12x1,5 L=26 K19	195/55R15	K4B15731601	
Nissan	Nissan Micra	K12	e11*2001/116*0195*..	48-85	B. M12x1,5 L=26 K19	205/50R15	K4B15731601	
Nissan	Nissan Micra	K13	e13*2007/46*1111*.. incl. Facelift 2014	59-72	D. M12x1,25 K21 Chiuso	165/65R15	K4D9731601	
Nissan	Nissan Micra	K13	e13*2007/46*1111*.. incl. Facelift 2014	59-72	D. M12x1,25 K21 Chiuso	175/60R15	K4D9731601	
Nissan	Nissan Micra	K13	e13*2007/46*1111*.. incl. Facelift 2014	59-72	D. M12x1,25 K21 Chiuso	185/55R15	K4D9731601	
Nissan	Nissan Micra	K13	e13*2007/46*1111*.. incl. Facelift 2014	59-72	D. M12x1,25 K21 Chiuso	185/60R15	K4D9731601	
Nissan	Nissan Micra	K13	e13*2007/46*1111*.. incl. Facelift 2014	59-72	D. M12x1,25 K21 Chiuso	195/50R15	K4D9731601	
Nissan	Nissan Micra	K13	e13*2007/46*1111*.. incl. Facelift 2014	59-72	D. M12x1,25 K21 Chiuso	195/55R15	K4D9731601	
Nissan	Nissan Micra	K13	e13*2007/46*1111*.. incl. Facelift 2014	59-72	D. M12x1,25 K21 Chiuso	205/50R15	K4D9731601	
Nissan	Nissan Micra	K14	e9*2007/46*6454*..	52-86	B. M12x1,5 L=26 K17	175/65R15	K4B12731601	
Nissan	Nissan Micra	K14	e9*2007/46*6454*..	52-86	B. M12x1,5 L=26 K17	185/65R15	K4B12731601	
Nissan	Nissan Micra	K14	e9*2007/46*6454*..	52-86	B. M12x1,5 L=26 K17	185/70R15	K4B12731601	
Nissan	Nissan Micra	K14	e9*2007/46*6454*..	52-86	B. M12x1,5 L=26 K17	195/60R15	K4B12731601	
Nissan	Nissan Micra	K14	e9*2007/46*6454*..	52-86	B. M12x1,5 L=26 K17	195/65R15	K4B12731601	
Nissan	Nissan Micra	K14	e9*2007/46*6454*..	52-86	B. M12x1,5 L=26 K17	205/60R15	K4B12731601	
Nissan	Nissan Note	E11	e11*2001/116*0268*..	48-65	B. M12x1,5 L=26 K19	175/65R15	K4B15731601	
Nissan	Nissan Note	E11	e11*2001/116*0268*..	48-65	B. M12x1,5 L=26 K19	185/60R15	K4B15731601	
Nissan	Nissan Note	E11	e11*2001/116*0268*..	48-65	B. M12x1,5 L=26 K19	185/65R15	K4B15731601	
Nissan	Nissan Note	E11	e11*2001/116*0268*..	48-65	B. M12x1,5 L=26 K19	195/55R15	K4B15731601	
Nissan	Nissan Note	E11	e11*2001/116*0268*..	48-65	B. M12x1,5 L=26 K19	195/60R15	K4B15731601	
Nissan	Nissan Note	E11	e11*2001/116*0268*..	48-65	B. M12x1,5 L=26 K19	205/55R15	K4B15731601	
Nissan	Nissan Note	E11	e11*2001/116*0268*..	48-65	B. M12x1,5 L=26 K19	205/60R15	K4B15731601	
Nissan	Nissan Note	E12	e11*2007/46*0753*..	59-72	D. M12x1,25 K21 Chiuso	185/65R15	K4D9731601	

FITMENT LIST AC-518 - 6 J x 15 H2

CODICE ART	FORI-PCD	ET	CENTRAGGIO	ANELLO ADATTATORE	ACCOPIAMENTO
AC-518 409A	4 X 100	38	Ø73,1	Ø73,1 - Ø60,1	Conico 60°

COSTRUTTORE	DENOMINAZIONE COMMERCIALE	TIPO	OMOLOGAZIONE EUROPEA	RANGE KW	VITE-DADO	PNEUMATICI	CODICE KIT	TRAZIONE
Nissan	Nissan Note	E12	e11*2007/46*0753*..	59-72	D. M12x1,25 K21 Chiuso	195/60R15	K4D9731601	
Nissan	Nissan Note	E12	e11*2007/46*0753*..	59-72	D. M12x1,25 K21 Chiuso	195/65R15	K4D9731601	
Nissan	Nissan Note	E12	e11*2007/46*0753*..	59-72	D. M12x1,25 K21 Chiuso	205/55R15	K4D9731601	
Nissan	Nissan Note	E12	e11*2007/46*0753*..	59-72	D. M12x1,25 K21 Chiuso	205/60R15	K4D9731601	
Renault	Renault Captur	R	e2*2001/116*0327*..	66-88	B. M12x1,5 L=26 K17	195/65R15	K4B12731601	
Renault	Renault Captur	R	e2*2001/116*0327*..	66-88	B. M12x1,5 L=26 K17	205/65R15	K4B12731601	
Renault	Renault Captur	R	e2*2001/116*0327*..	66-88	B. M12x1,5 L=26 K17	215/60R15	K4B12731601	
Renault	Renault Clio	B	e2*93/81*0126*00 ..;	43-63	B. M12x1,25 L=28 K19	165/65R15	K4B14731601	
Renault	Renault Clio	B	e2*93/81*0126*00 ..;	43-63	B. M12x1,25 L=28 K19	175/60R15	K4B14731601	
Renault	Renault Clio	B	e2*93/81*0126*00 ..;	43-63	B. M12x1,25 L=28 K19	185/55R15	K4B14731601	
Renault	Renault Clio	B	e2*93/81*0126*00 ..;	43-63	B. M12x1,25 L=28 K19	185/60R15	K4B14731601	
Renault	Renault Clio	B	e2*93/81*0126*00 ..;	43-63	B. M12x1,25 L=28 K19	195/50R15	K4B14731601	
Renault	Renault Clio	B	e2*93/81*0126*00 ..;	43-63	B. M12x1,25 L=28 K19	195/55R15	K4B14731601	
Renault	Renault Clio	B	e2*93/81*0126*00 ..;	43-63	B. M12x1,25 L=28 K19	205/50R15	K4B14731601	
Renault	Renault Clio (III Serie)	R	e2*2001/116*0327*..;e2*2007/46*0008*..	48-63	B. M12x1,25 L=28 K17	165/65R15	K4C17B28731601	
Renault	Renault Clio (III Serie)	R	e2*2001/116*0327*..;e2*2007/46*0008*..	48-63	B. M12x1,25 L=28 K17	175/60R15	K4C17B28731601	
Renault	Renault Clio (III Serie)	R	e2*2001/116*0327*..;e2*2007/46*0008*..	48-63	B. M12x1,25 L=28 K17	175/65R15	K4C17B28731601	
Renault	Renault Clio (III Serie)	R	e2*2001/116*0327*..;e2*2007/46*0008*..	48-63	B. M12x1,25 L=28 K17	185/55R15	K4C17B28731601	
Renault	Renault Clio (III Serie)	R	e2*2001/116*0327*..;e2*2007/46*0008*..	48-63	B. M12x1,25 L=28 K17	185/60R15	K4C17B28731601	
Renault	Renault Clio (III Serie)	R	e2*2001/116*0327*..;e2*2007/46*0008*..	48-63	B. M12x1,25 L=28 K17	195/50R15	K4C17B28731601	
Renault	Renault Clio (III Serie)	R	e2*2001/116*0327*..;e2*2007/46*0008*..	48-63	B. M12x1,25 L=28 K17	195/55R15	K4C17B28731601	
Renault	Renault Clio (III Serie)	R	e2*2001/116*0327*..;e2*2007/46*0008*..	48-63	B. M12x1,25 L=28 K17	205/50R15	K4C17B28731601	
Renault	Renault Clio (III Serie)	R	e2*2001/116*0327*..;e2*2007/46*0008*..	48-63	B. M12x1,25 L=28 K17	205/55R15	K4C17B28731601	
Renault	Renault Clio (IV Serie)	R	e2*2001/116*0327*46-..;e2*2007/46*0008*16-..	66-88	B. M12x1,25 L=28 K17	185/65R15	K4C17B28731601	
Renault	Renault Clio (IV Serie)	R	e2*2001/116*0327*46-..;e2*2007/46*0008*16-..	66-88	B. M12x1,25 L=28 K17	195/60R15	K4C17B28731601	
Renault	Renault Clio (IV Serie)	R	e2*2001/116*0327*46-..;e2*2007/46*0008*16-..	66-88	B. M12x1,25 L=28 K17	195/65R15	K4C17B28731601	

FITMENT LIST AC-518 - 6 J x 15 H2

CODICE ART	FORI-PCD	ET	CENTRAGGIO	ANELLO ADATTATORE	ACCOPIAMENTO
AC-518 409A	4 X 100	38	Ø73,1	Ø73,1 - Ø60,1	Conico 60°

COSTRUTTORE	DENOMINAZIONE COMMERCIALE	TIPO	OMOLOGAZIONE EUROPEA	RANGE KW	VITE-DADO	PNEUMATICI	CODICE KIT	TRAZIONE
Renault	Renault Clio (IV Serie)	R	e2*2001/116*0327*46-...;e2*2007/46*0008*16-..	66-88	B. M12x1,25 L=28 K17	205/55R15	K4C17B28731601	
Renault	Renault Clio (IV Serie)	R	e2*2001/116*0327*46-...;e2*2007/46*0008*16-..	66-88	B. M12x1,25 L=28 K17	205/60R15	K4C17B28731601	
Renault	Renault Clio (V Serie)	RJA	e2*2007/46*0676*..	48-96	B. M12x1,5 L=26 K17	185/65R15	K4B12731601	
Renault	Renault Clio (V Serie)	RJA	e2*2007/46*0676*..	48-96	B. M12x1,5 L=26 K17	195/60R15	K4B12731601	
Renault	Renault Clio (V Serie)	RJA	e2*2007/46*0676*..	48-96	B. M12x1,5 L=26 K17	195/65R15	K4B12731601	
Renault	Renault Clio (V Serie)	RJA	e2*2007/46*0676*..	48-96	B. M12x1,5 L=26 K17	205/55R15	K4B12731601	
Renault	Renault Clio (V Serie)	RJA	e2*2007/46*0676*..	48-96	B. M12x1,5 L=26 K17	205/60R15	K4B12731601	
Renault	Renault Grand Modus	P	e2*2001/116*0319*19 ..	48-78	B. M12x1,25 L=28 K17	165/65R15	K4C17B28731601	
Renault	Renault Grand Modus	P	e2*2001/116*0319*19 ..	48-78	B. M12x1,25 L=28 K17	175/60R15	K4C17B28731601	
Renault	Renault Grand Modus	P	e2*2001/116*0319*19 ..	48-78	B. M12x1,25 L=28 K17	185/60R15	K4C17B28731601	
Renault	Renault Grand Modus	P	e2*2001/116*0319*19 ..	48-78	B. M12x1,25 L=28 K17	185/65R15	K4C17B28731601	
Renault	Renault Grand Modus	P	e2*2001/116*0319*19 ..	48-78	B. M12x1,25 L=28 K17	195/55R15	K4C17B28731601	
Renault	Renault Grand Modus	P	e2*2001/116*0319*19 ..	48-78	B. M12x1,25 L=28 K17	195/60R15	K4C17B28731601	
Renault	Renault Grand Modus	P	e2*2001/116*0319*19 ..	48-78	B. M12x1,25 L=28 K17	205/55R15	K4C17B28731601	
Renault	Renault Grand Modus	P	e2*2001/116*0319*19 ..	48-78	B. M12x1,25 L=28 K17	205/60R15	K4C17B28731601	
Renault	Renault Laguna	B56 - K56	e2*93/81*0012*..	61-140	B. M12x1,5 L=26 K17	195/60R15	K4B12731601	
Renault	Renault Laguna	B56 - K56	e2*93/81*0012*..	61-140	B. M12x1,5 L=26 K17	205/50R15	K4B12731601	
Renault	Renault Laguna	B56 - K56	e2*93/81*0012*..	61-140	B. M12x1,5 L=26 K17	205/55R15	K4B12731601	
Renault	Renault Megane I	DA	e2*93/81*0009*..	66, 108	B. M12x1,5 L=26 K19	185/55R15	K4B15731601	
Renault	Renault Megane I	DA	e2*93/81*0009*..	66, 108	B. M12x1,5 L=26 K19	195/50R15	K4B15731601	
Renault	Renault Megane I	DA	e2*93/81*0009*..	66, 108	B. M12x1,5 L=26 K19	205/50R15	K4B15731601	
Renault	Renault Megane II	DA	e2*98/14*0272*..	66, 108	B. M12x1,5 L=26 K19	195/65R15	K4B15731601	
Renault	Renault Megane II	DA	e2*98/14*0272*..	66, 108	B. M12x1,5 L=26 K19	205/60R15	K4B15731601	
Renault	Renault Megane II	DA	e2*98/14*0272*..	66, 108	B. M12x1,5 L=26 K19	205/65R15	K4B15731601	
Renault	Renault Megane II	DA	e2*98/14*0272*..	66, 108	B. M12x1,5 L=26 K19	215/60R15	K4B15731601	
Renault	Renault Megane Scenic	JA	e2*93/81*0068*..	47-84	B. M12x1,5 L=26 K19	175/65R15	K4B15731601	

FITMENT LIST AC-518 - 6 J x 15 H2

CODICE ART	FORI-PCD	ET	CENTRAGGIO	ANELLO ADATTATORE	ACCOPIAMENTO
AC-518 409A	4 X 100	38	Ø73,1	Ø73,1 - Ø60,1	Conico 60°

COSTRUTTORE	DENOMINAZIONE COMMERCIALE	TIPO	OMOLOGAZIONE EUROPEA	RANGE KW	VITE-DADO	PNEUMATICI	CODICE KIT	TRAZIONE
Renault	Renault Megane Scenic	JA	e2*93/81*0068*..	47-84	B. M12x1,5 L=26 K19	185/60R15	K4B15731601	
Renault	Renault Megane Scenic	JA	e2*93/81*0068*..	47-84	B. M12x1,5 L=26 K19	195/55R15	K4B15731601	
Renault	Renault Megane Scenic	JA	e2*93/81*0068*..	47-84	B. M12x1,5 L=26 K19	195/60R15	K4B15731601	
Renault	Renault Megane Scenic	JA	e2*93/81*0068*..	47-84	B. M12x1,5 L=26 K19	205/50R15	K4B15731601	
Renault	Renault Megane Scenic	JA	e2*93/81*0068*..	47-84	B. M12x1,5 L=26 K19	205/55R15	K4B15731601	
Renault	Renault Megane Scenic II	JA	e2*98/14*0068*..;	47-102	B. M12x1,5 L=26 K19	185/70R15	K4B15731601	
Renault	Renault Megane Scenic II	JA	e2*98/14*0068*..;	47-102	B. M12x1,5 L=26 K19	195/65R15	K4B15731601	
Renault	Renault Megane Scenic II	JA	e2*98/14*0068*..;	47-102	B. M12x1,5 L=26 K19	205/60R15	K4B15731601	
Renault	Renault Megane Scenic II	JA	e2*98/14*0068*..;	47-102	B. M12x1,5 L=26 K19	205/65R15	K4B15731601	
Renault	Renault Megane Scenic II	JA	e2*98/14*0068*..;	47-102	B. M12x1,5 L=26 K19	215/60R15	K4B15731601	
Renault	Renault Modus	P	e2*2001/116*0319*..;e2*2007/46*0007*..	55-82	B. M12x1,5 L=26 K19	165/65R15	K4B15731601	
Renault	Renault Modus	P	e2*2001/116*0319*..;e2*2007/46*0007*..	55-82	B. M12x1,5 L=26 K19	175/60R15	K4B15731601	
Renault	Renault Modus	P	e2*2001/116*0319*..;e2*2007/46*0007*..	55-82	B. M12x1,5 L=26 K19	175/65R15	K4B15731601	
Renault	Renault Modus	P	e2*2001/116*0319*..;e2*2007/46*0007*..	55-82	B. M12x1,5 L=26 K19	185/55R15	K4B15731601	
Renault	Renault Modus	P	e2*2001/116*0319*..;e2*2007/46*0007*..	55-82	B. M12x1,5 L=26 K19	185/60R15	K4B15731601	
Renault	Renault Modus	P	e2*2001/116*0319*..;e2*2007/46*0007*..	55-82	B. M12x1,5 L=26 K19	195/50R15	K4B15731601	
Renault	Renault Modus	P	e2*2001/116*0319*..;e2*2007/46*0007*..	55-82	B. M12x1,5 L=26 K19	195/55R15	K4B15731601	
Renault	Renault Modus	P	e2*2001/116*0319*..;e2*2007/46*0007*..	55-82	B. M12x1,5 L=26 K19	205/50R15	K4B15731601	
Renault	Renault Modus	P	e2*2001/116*0319*..;e2*2007/46*0007*..	55-82	B. M12x1,5 L=26 K19	205/55R15	K4B15731601	
Renault	Renault Twingo II	N	e2*2001/116*0359*..	47-74	B. M12x1,5 L=26 K19	165/65R15	K4B15731601	
Renault	Renault Twingo II	N	e2*2001/116*0359*..	47-74	B. M12x1,5 L=26 K19	175/60R15	K4B15731601	
Renault	Renault Twingo II	N	e2*2001/116*0359*..	47-74	B. M12x1,5 L=26 K19	185/55R15	K4B15731601	
Renault	Renault Twingo II	N	e2*2001/116*0359*..	47-74	B. M12x1,5 L=26 K19	185/60R15	K4B15731601	
Renault	Renault Twingo II	N	e2*2001/116*0359*..	47-74	B. M12x1,5 L=26 K19	195/50R15	K4B15731601	
Renault	Renault Twingo II	N	e2*2001/116*0359*..	47-74	B. M12x1,5 L=26 K19	195/55R15	K4B15731601	
Renault	Renault Twingo III - Twingo III GT	AH	e2*2007/46*0457*03..	52-66	B. M12x1,5 L=26 K17	165/65R15	K4B12731601	

FITMENT LIST AC-518 - 6 J x 15 H2

CODICE ART	FORI-PCD	ET	CENTRAGGIO	ANELLO ADATTATORE	ACCOPIAMENTO
AC-518 409A	4 X 100	38	Ø73,1	Ø73,1 - Ø60,1	Conico 60°

COSTRUTTORE	DENOMINAZIONE COMMERCIALE	TIPO	OMOLOGAZIONE EUROPEA	RANGE KW	VITE-DADO	PNEUMATICI	CODICE KIT	TRAZIONE
Renault	Renault Twingo III - Twingo III GT	AH	e2*2007/46*0457*03..	52-66	B. M12x1,5 L=26 K17	175/60R15	K4B12731601	
Renault	Renault Twingo III - Twingo III GT	AH	e2*2007/46*0457*03..	52-66	B. M12x1,5 L=26 K17	175/65R15	K4B12731601	
Renault	Renault Twingo III - Twingo III GT	AH	e2*2007/46*0457*03..	52-66	B. M12x1,5 L=26 K17	185/55R15	K4B12731601	
Renault	Renault Twingo III - Twingo III GT	AH	e2*2007/46*0457*03..	52-66	B. M12x1,5 L=26 K17	185/60R15	K4B12731601	
Renault	Renault Twingo III - Twingo III GT	AH	e2*2007/46*0457*03..	52-66	B. M12x1,5 L=26 K17	195/50R15	K4B12731601	
Renault	Renault Twingo III - Twingo III GT	AH	e2*2007/46*0457*03..	52-66	B. M12x1,5 L=26 K17	195/55R15	K4B12731601	
Renault	Renault Twingo III - Twingo III GT	AH	e2*2007/46*0457*03..	52-66	B. M12x1,5 L=26 K17	205/50R15	K4B12731601	
Renault	Renault Twingo II solo posteriore	N	e2*2001/116*0359*..	47-74	B. M12x1,5 L=26 K19	165/65R15	K4B15731601	
Renault	Renault Twingo II solo posteriore	N	e2*2001/116*0359*..	47-74	B. M12x1,5 L=26 K19	175/60R15	K4B15731601	
Renault	Renault Twingo II solo posteriore	N	e2*2001/116*0359*..	47-74	B. M12x1,5 L=26 K19	185/55R15	K4B15731601	
Renault	Renault Twingo II solo posteriore	N	e2*2001/116*0359*..	47-74	B. M12x1,5 L=26 K19	185/60R15	K4B15731601	
Renault	Renault Twingo II solo posteriore	N	e2*2001/116*0359*..	47-74	B. M12x1,5 L=26 K19	195/50R15	K4B15731601	
Renault	Renault Twingo II solo posteriore	N	e2*2001/116*0359*..	47-74	B. M12x1,5 L=26 K19	195/55R15	K4B15731601	
Renault	Renault Twingo III - Twingo III GT solo posteriore	AH	e2*2007/46*0457*03..	52-66	B. M12x1,5 L=26 K17	165/65R15	K4B12731601	
Renault	Renault Twingo III - Twingo III GT solo posteriore	AH	e2*2007/46*0457*03..	52-66	B. M12x1,5 L=26 K17	175/60R15	K4B12731601	
Renault	Renault Twingo III - Twingo III GT solo posteriore	AH	e2*2007/46*0457*03..	52-66	B. M12x1,5 L=26 K17	175/65R15	K4B12731601	
Renault	Renault Twingo III - Twingo III GT solo posteriore	AH	e2*2007/46*0457*03..	52-66	B. M12x1,5 L=26 K17	185/55R15	K4B12731601	
Renault	Renault Twingo III - Twingo III GT solo posteriore	AH	e2*2007/46*0457*03..	52-66	B. M12x1,5 L=26 K17	185/60R15	K4B12731601	
Renault	Renault Twingo III - Twingo III GT solo posteriore	AH	e2*2007/46*0457*03..	52-66	B. M12x1,5 L=26 K17	195/50R15	K4B12731601	
Renault	Renault Twingo III - Twingo III GT solo posteriore	AH	e2*2007/46*0457*03..	52-66	B. M12x1,5 L=26 K17	195/55R15	K4B12731601	



FITMENT LIST AC-518 - 6 J x 15 H2

CODICE ART	FORI-PCD	ET	CENTRAGGIO	ANELLO ADATTATORE	ACCOPIAMENTO
AC-518 409A	4 X 100	38	Ø73,1	Ø73,1 - Ø60,1	Conico 60°

COSTRUTTORE	DENOMINAZIONE COMMERCIALE	TIPO	OMOLOGAZIONE EUROPEA	RANGE KW	VITE-DADO	PNEUMATICI	CODICE KIT	TRAZIONE
Renault	Renault Twingo III - Twingo III GT solo posteriore	AH	e2*2007/46*0457*03..	52-66	B. M12x1,5 L=26 K17	205/50R15	K4B12731601	
Renault	Renault Zoe	AG	e2*2007/46*0251*..(22 kWh-Batterie)	65	B. M12x1,5 L=26 K17	185/65R15	K4B12731601	
Renault	Renault Zoe	AG	e2*2007/46*0251*..(22 kWh-Batterie)	65	B. M12x1,5 L=26 K17	195/60R15	K4B12731601	
Renault	Renault Zoe	AG	e2*2007/46*0251*..(22 kWh-Batterie)	65	B. M12x1,5 L=26 K17	195/65R15	K4B12731601	
Renault	Renault Zoe	AG	e2*2007/46*0251*..(22 kWh-Batterie)	65	B. M12x1,5 L=26 K17	205/55R15	K4B12731601	
Renault	Renault Zoe	AG	e2*2007/46*0251*..(22 kWh-Batterie)	65	B. M12x1,5 L=26 K17	205/60R15	K4B12731601	
Smart	Smart Forfour II - Forfour II Brabus	451(453)	e1*2001/116* 0413*35-..	52-66	B. M12x1,5 L=26 K17	165/65R15	K4B12731601	
Smart	Smart Forfour II - Forfour II Brabus	451(453)	e1*2001/116* 0413*35-..	52-66	B. M12x1,5 L=26 K17	175/60R15	K4B12731601	
Smart	Smart Forfour II - Forfour II Brabus	451(453)	e1*2001/116* 0413*35-..	52-66	B. M12x1,5 L=26 K17	175/65R15	K4B12731601	
Smart	Smart Forfour II - Forfour II Brabus	451(453)	e1*2001/116* 0413*35-..	52-66	B. M12x1,5 L=26 K17	185/55R15	K4B12731601	
Smart	Smart Forfour II - Forfour II Brabus	451(453)	e1*2001/116* 0413*35-..	52-66	B. M12x1,5 L=26 K17	185/60R15	K4B12731601	
Smart	Smart Forfour II - Forfour II Brabus	451(453)	e1*2001/116* 0413*35-..	52-66	B. M12x1,5 L=26 K17	195/50R15	K4B12731601	
Smart	Smart Forfour II - Forfour II Brabus	451(453)	e1*2001/116* 0413*35-..	52-66	B. M12x1,5 L=26 K17	195/55R15	K4B12731601	
Smart	Smart Forfour II - Forfour II Brabus	451(453)	e1*2001/116* 0413*35-..	52-66	B. M12x1,5 L=26 K17	205/50R15	K4B12731601	
Smart	Smart Forfour II - Forfour II Brabus	451(453)	e1*2001/116* 0413*35-..	52-66	B. M12x1,5 L=26 K17	205/55R15	K4B12731601	
Smart	Smart Fortwo III - Fortwo III Brabus	451(453)	e1*2001/116*0413*22-..(FIN: WME453...)	52-66	B. M12x1,5 L=26 K17	165/65R15	K4B12731601	
Smart	Smart Fortwo III - Fortwo III Brabus	451(453)	e1*2001/116*0413*22-..(FIN: WME453...)	52-66	B. M12x1,5 L=26 K17	175/60R15	K4B12731601	
Smart	Smart Fortwo III - Fortwo III Brabus	451(453)	e1*2001/116*0413*22-..(FIN: WME453...)	52-66	B. M12x1,5 L=26 K17	175/65R15	K4B12731601	
Smart	Smart Fortwo III - Fortwo III Brabus	451(453)	e1*2001/116*0413*22-..(FIN: WME453...)	52-66	B. M12x1,5 L=26 K17	185/55R15	K4B12731601	
Smart	Smart Fortwo III - Fortwo III Brabus	451(453)	e1*2001/116*0413*22-..(FIN: WME453...)	52-66	B. M12x1,5 L=26 K17	185/60R15	K4B12731601	
Smart	Smart Fortwo III - Fortwo III Brabus	451(453)	e1*2001/116*0413*22-..(FIN: WME453...)	52-66	B. M12x1,5 L=26 K17	195/50R15	K4B12731601	
Smart	Smart Fortwo III - Fortwo III Brabus	451(453)	e1*2001/116*0413*22-..(FIN: WME453...)	52-66	B. M12x1,5 L=26 K17	195/55R15	K4B12731601	
Smart	Smart Fortwo III - Fortwo III Brabus	451(453)	e1*2001/116*0413*22-..(FIN: WME453...)	52-66	B. M12x1,5 L=26 K17	205/50R15	K4B12731601	
Smart	Smart Fortwo III - Fortwo III Brabus	451(453)	e1*2001/116*0413*22-..(FIN: WME453...)	52-66	B. M12x1,5 L=26 K17	205/55R15	K4B12731601	
Smart	Fortwo III Cabrio - Fortwo III Cabrio Brabus	451(453)	e1*2001/116*0413*22-..(FIN: WME453...)	52-66	B. M12x1,5 L=26 K17	165/65R15	K4B12731601	

FIRMATO DIGITALMENTE
DAL FUNZIONARIO TECNICO
DEL C.P.A. DI MILANO:
Angela MARFUGGI

Fitment list redatta, ai sensi e per gli effetti dell'art. 46 e 47 del D.P.R. n. 445/2000, da Alessandro Antonini per la ditta RVS S.r.l.

p.iva. 03846010266 con sede a Castelnuovo Veneto (TV) in Via per Salvatronda 60.

FIRMATO DIGITALMENTE DA:
Davide FRACCARO
RVS S.r.l.

Alessandro Antonini
Alessandro ANTONINI
RVS S.r.l.

FITMENT LIST AC-518 - 6 J x 15 H2

CODICE ART	FORI-PCD	ET	CENTRAGGIO	ANELLO ADATTATORE	ACCOPIAMENTO
AC-518 409A	4 X 100	38	Ø73,1	Ø73,1 - Ø60,1	Conico 60°

COSTRUTTORE	DENOMINAZIONE COMMERCIALE	TIPO	OMOLOGAZIONE EUROPEA	RANGE KW	VITE-DADO	PNEUMATICI	CODICE KIT	TRAZIONE
Smart	Fortwo III Cabrio - Fortwo III Cabrio Brabus	451(453)	e1*2001/116*0413*22..(FIN: WME453...)	52-66	B. M12x1,5 L=26 K17	175/60R15	K4B12731601	
Smart	Fortwo III Cabrio - Fortwo III Cabrio Brabus	451(453)	e1*2001/116*0413*22..(FIN: WME453...)	52-66	B. M12x1,5 L=26 K17	175/65R15	K4B12731601	
Smart	Fortwo III Cabrio - Fortwo III Cabrio Brabus	451(453)	e1*2001/116*0413*22..(FIN: WME453...)	52-66	B. M12x1,5 L=26 K17	185/55R15	K4B12731601	
Smart	Fortwo III Cabrio - Fortwo III Cabrio Brabus	451(453)	e1*2001/116*0413*22..(FIN: WME453...)	52-66	B. M12x1,5 L=26 K17	185/60R15	K4B12731601	
Smart	Fortwo III Cabrio - Fortwo III Cabrio Brabus	451(453)	e1*2001/116*0413*22..(FIN: WME453...)	52-66	B. M12x1,5 L=26 K17	195/50R15	K4B12731601	
Smart	Fortwo III Cabrio - Fortwo III Cabrio Brabus	451(453)	e1*2001/116*0413*22..(FIN: WME453...)	52-66	B. M12x1,5 L=26 K17	195/55R15	K4B12731601	
Smart	Fortwo III Cabrio - Fortwo III Cabrio Brabus	451(453)	e1*2001/116*0413*22..(FIN: WME453...)	52-66	B. M12x1,5 L=26 K17	205/50R15	K4B12731601	
Smart	Fortwo III Cabrio - Fortwo III Cabrio Brabus	451(453)	e1*2001/116*0413*22..(FIN: WME453...)	52-66	B. M12x1,5 L=26 K17	205/55R15	K4B12731601	
Smart	Smart Forfour II - Forfour II Brabus solo posteriore	451(453)	e1*2001/116* 0413*35..	52-66	B. M12x1,5 L=26 K17	165/65R15	K4B12731601	
Smart	Smart Forfour II - Forfour II Brabus solo posteriore	451(453)	e1*2001/116* 0413*35..	52-66	B. M12x1,5 L=26 K17	175/60R15	K4B12731601	
Smart	Smart Forfour II - Forfour II Brabus solo posteriore	451(453)	e1*2001/116* 0413*35..	52-66	B. M12x1,5 L=26 K17	175/65R15	K4B12731601	
Smart	Smart Forfour II - Forfour II Brabus solo posteriore	451(453)	e1*2001/116* 0413*35..	52-66	B. M12x1,5 L=26 K17	185/55R15	K4B12731601	
Smart	Smart Forfour II - Forfour II Brabus solo posteriore	451(453)	e1*2001/116* 0413*35..	52-66	B. M12x1,5 L=26 K17	185/60R15	K4B12731601	
Smart	Smart Forfour II - Forfour II Brabus solo posteriore	451(453)	e1*2001/116* 0413*35..	52-66	B. M12x1,5 L=26 K17	195/50R15	K4B12731601	
Smart	Smart Forfour II - Forfour II Brabus solo posteriore	451(453)	e1*2001/116* 0413*35..	52-66	B. M12x1,5 L=26 K17	195/55R15	K4B12731601	
Smart	Smart Forfour II - Forfour II Brabus solo posteriore	451(453)	e1*2001/116* 0413*35..	52-66	B. M12x1,5 L=26 K17	205/50R15	K4B12731601	
Smart	Smart Forfour II - Forfour II Brabus solo posteriore	451(453)	e1*2001/116* 0413*35..	52-66	B. M12x1,5 L=26 K17	205/55R15	K4B12731601	
Smart	Smart Fortwo III - Fortwo III Brabus solo posteriore	451(453)	e1*2001/116*0413*22..(FIN: WME453...)	52-66	B. M12x1,5 L=26 K17	165/65R15	K4B12731601	

FITMENT LIST AC-518 - 6 J x 15 H2

CODICE ART	FORI-PCD	ET	CENTRAGGIO	ANELLO ADATTATORE	ACCOPIAMENTO
AC-518 409A	4 X 100	38	Ø73,1	Ø73,1 - Ø60,1	Conico 60°

COSTRUTTORE	DENOMINAZIONE COMMERCIALE	TIPO	OMOLOGAZIONE EUROPEA	RANGE KW	VITE-DADO	PNEUMATICI	CODICE KIT	TRAZIONE
Smart	Smart Fortwo III - Fortwo III Brabus solo posteriore	451(453)	e1*2001/116*0413*22...(FIN: WME453...)	52-66	B. M12x1,5 L=26 K17	175/60R15	K4B12731601	
Smart	Smart Fortwo III - Fortwo III Brabus solo posteriore	451(453)	e1*2001/116*0413*22...(FIN: WME453...)	52-66	B. M12x1,5 L=26 K17	175/65R15	K4B12731601	
Smart	Smart Fortwo III - Fortwo III Brabus solo posteriore	451(453)	e1*2001/116*0413*22...(FIN: WME453...)	52-66	B. M12x1,5 L=26 K17	185/55R15	K4B12731601	
Smart	Smart Fortwo III - Fortwo III Brabus solo posteriore	451(453)	e1*2001/116*0413*22...(FIN: WME453...)	52-66	B. M12x1,5 L=26 K17	185/60R15	K4B12731601	
Smart	Smart Fortwo III - Fortwo III Brabus solo posteriore	451(453)	e1*2001/116*0413*22...(FIN: WME453...)	52-66	B. M12x1,5 L=26 K17	195/50R15	K4B12731601	
Smart	Smart Fortwo III - Fortwo III Brabus solo posteriore	451(453)	e1*2001/116*0413*22...(FIN: WME453...)	52-66	B. M12x1,5 L=26 K17	195/55R15	K4B12731601	
Smart	Smart Fortwo III - Fortwo III Brabus solo posteriore	451(453)	e1*2001/116*0413*22...(FIN: WME453...)	52-66	B. M12x1,5 L=26 K17	205/50R15	K4B12731601	
Smart	Smart Fortwo III - Fortwo III Brabus solo posteriore	451(453)	e1*2001/116*0413*22...(FIN: WME453...)	52-66	B. M12x1,5 L=26 K17	205/55R15	K4B12731601	
Smart	Fortwo III Cabrio - Fortwo III Cabrio Brabus solo posteriore	451(453)	e1*2001/116*0413*22...(FIN: WME453...)	52-66	B. M12x1,5 L=26 K17	165/65R15	K4B12731601	
Smart	Fortwo III Cabrio - Fortwo III Cabrio Brabus solo posteriore	451(453)	e1*2001/116*0413*22...(FIN: WME453...)	52-66	B. M12x1,5 L=26 K17	175/60R15	K4B12731601	
Smart	Fortwo III Cabrio - Fortwo III Cabrio Brabus solo posteriore	451(453)	e1*2001/116*0413*22...(FIN: WME453...)	52-66	B. M12x1,5 L=26 K17	175/65R15	K4B12731601	
Smart	Fortwo III Cabrio - Fortwo III Cabrio Brabus solo posteriore	451(453)	e1*2001/116*0413*22...(FIN: WME453...)	52-66	B. M12x1,5 L=26 K17	185/55R15	K4B12731601	
Smart	Fortwo III Cabrio - Fortwo III Cabrio Brabus solo posteriore	451(453)	e1*2001/116*0413*22...(FIN: WME453...)	52-66	B. M12x1,5 L=26 K17	185/60R15	K4B12731601	
Smart	Fortwo III Cabrio - Fortwo III Cabrio Brabus solo posteriore	451(453)	e1*2001/116*0413*22...(FIN: WME453...)	52-66	B. M12x1,5 L=26 K17	195/50R15	K4B12731601	



FITMENT LIST AC-518 - 6 J x 15 H2

CODICE ART	FORI-PCD	ET	CENTRAGGIO	ANELLO ADATTATORE	ACCOPIAMENTO
AC-518 409A	4 X 100	38	Ø73,1	Ø73,1 - Ø60,1	Conico 60°

COSTRUTTORE	DENOMINAZIONE COMMERCIALE	TIPO	OMOLOGAZIONE EUROPEA	RANGE KW	VITE-DADO	PNEUMATICI	CODICE KIT	TRAZIONE
Smart	Fortwo III Cabrio - Fortwo III Cabrio Brabus solo posteriore	451(453)	e1*2001/116*0413*22-..(FIN: WME453...)	52-66	B. M12x1,5 L=26 K17	195/55R15	K4B12731601	
Smart	Fortwo III Cabrio - Fortwo III Cabrio Brabus solo posteriore	451(453)	e1*2001/116*0413*22-..(FIN: WME453...)	52-66	B. M12x1,5 L=26 K17	205/50R15	K4B12731601	
Smart	Fortwo III Cabrio - Fortwo III Cabrio Brabus solo posteriore	451(453)	e1*2001/116*0413*22-..(FIN: WME453...)	52-66	B. M12x1,5 L=26 K17	205/55R15	K4B12731601	

FITMENT LIST AC-518 - 6 J x 15 H2

CODICE ART	FORI-PCD	ET	CENTRAGGIO	ANELLO ADATTATORE	ACCOPIAMENTO
AC-518 418	4 X 108	38	Ø63,4	Senza anello	Conico 60°

COSTRUTTORE	DENOMINAZIONE COMMERCIALE	TIPO	OMOLOGAZIONE EUROPEA	RANGE KW	VITE-DADO	PNEUMATICI	CODICE KIT	TRAZIONE
Ford	Ford B-Max	JK8	e9*2007/46*0092*..	55-88	D. M12x1,5 K19 Chiuso	185/65R15	K4D6	
Ford	Ford B-Max	JK8	e9*2007/46*0092*..	55-88	D. M12x1,5 K19 Chiuso	195/65R15	K4D6	
Ford	Ford B-Max	JK8	e9*2007/46*0092*..	55-88	D. M12x1,5 K19 Chiuso	205/55R15	K4D6	
Ford	Ford B-Max	JK8	e9*2007/46*0092*..	55-88	D. M12x1,5 K19 Chiuso	205/60R15	K4D6	
Ford	Ford Cougar	BCV	e9*96/79*0027*..	125	D. M12x1,5 K19 Chiuso	195/65R15	K4D6	
Ford	Ford Ecosport	JK8	e9*2007/46*0092*..	66-92	D. M12x1,5 K19 Chiuso	185/70R15	K4D6	
Ford	Ford Ecosport	JK8	e9*2007/46*0092*..	66-92	D. M12x1,5 K19 Chiuso	195/65R15	K4D6	
Ford	Ford Ecosport	JK8	e9*2007/46*0092*..	66-92	D. M12x1,5 K19 Chiuso	205/65R15	K4D6	
Ford	Ford Ecosport	JK8	e9*2007/46*0092*..	66-92	D. M12x1,5 K19 Chiuso	215/60R15	K4D6	
Ford	Ford Escort	A - G	e11*93/81*0051*..; e11*93/81*0052*..; e11*93/81*0053*..; e11*93/81*0054*..	44-96	D. M12x1,5 K19 Chiuso	185/55R15	K4D6	
Ford	Ford Escort	A - G	e11*93/81*0051*..; e11*93/81*0052*..; e11*93/81*0053*..; e11*93/81*0054*..	44-96	D. M12x1,5 K19 Chiuso	195/50R15	K4D6	
Ford	Ford Escort	A - G	e11*93/81*0051*..; e11*93/81*0052*..; e11*93/81*0053*..; e11*93/81*0054*..	44-96	D. M12x1,5 K19 Chiuso	205/50R15	K4D6	
Ford	Ford Fiesta	JA8 - JR8	e9*2001/116*0069*00-10; e9*2007/46*0002*00-06; DE*2007/46*0072*..; e13*2007/46*1058*00-08	44-88, 134	D. M12x1,5 K19 Chiuso	185/55R15	K4D6	
Ford	Ford Fiesta	JA8 - JR8	e9*2001/116*0069*00-10; e9*2007/46*0002*00-06; DE*2007/46*0072*..; e13*2007/46*1058*00-08	44-88, 134	D. M12x1,5 K19 Chiuso	185/60R15	K4D6	
Ford	Ford Fiesta	JA8 - JR8	e9*2001/116*0069*00-10; e9*2007/46*0002*00-06; DE*2007/46*0072*..; e13*2007/46*1058*00-08	44-88, 134	D. M12x1,5 K19 Chiuso	195/50R15	K4D6	
Ford	Ford Fiesta	JA8 - JR8	e9*2001/116*0069*00-10; e9*2007/46*0002*00-06; DE*2007/46*0072*..; e13*2007/46*1058*00-08	44-88, 134	D. M12x1,5 K19 Chiuso	195/55R15	K4D6	
Ford	Ford Fiesta	JA8 - JR8	e9*2001/116*0069*00-10; e9*2007/46*0002*00-06; DE*2007/46*0072*..; e13*2007/46*1058*00-08	44-88, 134	D. M12x1,5 K19 Chiuso	205/50R15	K4D6	
Ford	Ford Fiesta	JD3 - JH1	e1*98/14*0191*..; e1*2001/116*0210*..	74-110	D. M12x1,5 K19 Chiuso	185/55R15	K4D6	
Ford	Ford Fiesta	JD3 - JH1	e1*98/14*0191*..; e1*2001/116*0210*..	74-110	D. M12x1,5 K19 Chiuso	185/60R15	K4D6	
Ford	Ford Fiesta	JD3 - JH1	e1*98/14*0191*..; e1*2001/116*0210*..	74-110	D. M12x1,5 K19 Chiuso	195/50R15	K4D6	



FITMENT LIST AC-518 - 6 J x 15 H2

CODICE ART	FORI-PCD	ET	CENTRAGGIO	ANELLO ADATTATORE	ACCOPIAMENTO
AC-518 418	4 X 108	38	Ø63,4	Senza anello	Conico 60°

COSTRUTTORE	DENOMINAZIONE COMMERCIALE	TIPO	OMOLOGAZIONE EUROPEA	RANGE KW	VITE-DADO	PNEUMATICI	CODICE KIT	TRAZIONE
Ford	Ford Fiesta	JD3 - JH1	e1*98/14*0191*..; e1*2001/116*0210*..	74-110	D. M12x1,5 K19 Chiuso	195/55R15	K4D6	
Ford	Ford Fiesta	JD3 - JH1	e1*98/14*0191*..; e1*2001/116*0210*..	74-110	D. M12x1,5 K19 Chiuso	205/50R15	K4D6	
Ford	Ford Fiesta	JHH - JGH	e9*2007/46*3142*..; e9*2007/46*3159*..	52-103	D. M12x1,5 K19 Chiuso	205/55R15	K4D6	
Ford	Ford Fiesta ST	JHH	e9*2007/46*3142*..	147	D. M12x1,5 K19 Chiuso	205/55R15	K4D6	
Ford	Ford Focus	D	e13*97/27*0037*..	55-96	D. M12x1,5 K19 Chiuso	195/55R15	K4D6	
Ford	Ford Focus	D	e13*97/27*0037*..	55-96	D. M12x1,5 K19 Chiuso	205/50R15	K4D6	
Ford	Ford Focus	D	e13*97/27*0037*..	55-96	D. M12x1,5 K19 Chiuso	205/55R15	K4D6	
Ford	Ford Focus Tournier	D	e13*97/27*0040*..	55-96	D. M12x1,5 K19 Chiuso	195/55R15	K4D6	
Ford	Ford Focus Tournier	D	e13*97/27*0040*..	55-96	D. M12x1,5 K19 Chiuso	205/50R15	K4D6	
Ford	Ford Focus Tournier	D	e13*97/27*0040*..	55-96	D. M12x1,5 K19 Chiuso	205/55R15	K4D6	
Ford	Ford Fusion	JU2	e1*98/14*0194*..	59	D. M12x1,5 K19 Chiuso	185/65R15	K4D6	
Ford	Ford Fusion	JU2	e1*98/14*0194*..	59	D. M12x1,5 K19 Chiuso	205/55R15	K4D6	
Ford	Ford Fusion	JU2	e1*98/14*0194*..	59	D. M12x1,5 K19 Chiuso	205/60R15	K4D6	
Ford	Ford KA+	KAF	e13*2007/46*1637*..	51-63	D. M12x1,5 K19 Chiuso	195/55R15	K4D6	
Ford	Ford KA+	KAF	e13*2007/46*1637*..	51-63	D. M12x1,5 K19 Chiuso	205/50R15	K4D6	
Ford	Ford KA+	KAF	e13*2007/46*1637*..	51-63	D. M12x1,5 K19 Chiuso	205/55R15	K4D6	
Ford	Ford Mondeo	B	e1*95/54*0045*..	66-125	D. M12x1,5 K19 Chiuso	195/55R15	K4D6	
Ford	Ford Mondeo	B	e1*95/54*0045*..	66-125	D. M12x1,5 K19 Chiuso	205/50R15	K4D6	
Ford	Ford Mondeo	B	e1*95/54*0045*..	66-125	D. M12x1,5 K19 Chiuso	205/55R15	K4D6	
Ford	Ford Tourneo Courier	JU2	e1*98/14*0194*..	55-74	D. M12x1,5 K19 Chiuso	185/65R15	K4D6	
Ford	Ford Tourneo Courier	JU2	e1*98/14*0194*..	55-74	D. M12x1,5 K19 Chiuso	205/55R15	K4D6	
Ford	Ford Tourneo Courier	JU2	e1*98/14*0194*..	55-74	D. M12x1,5 K19 Chiuso	205/60R15	K4D6	
Ford	Ford Transit Courier (M1)	JN8	e13*2007/46*1349*..	55-74	D. M12x1,5 K19 Chiuso	185/65R15	K4D6	
Ford	Ford Transit Courier (M1)	JN8	e13*2007/46*1349*..	55-74	D. M12x1,5 K19 Chiuso	205/55R15	K4D6	
Ford	Ford Transit Courier (M1)	JN8	e13*2007/46*1349*..	55-74	D. M12x1,5 K19 Chiuso	205/60R15	K4D6	
Mazda	Mazda 2	DY	e1*2001/116*0212*..	59	D. M12x1,5 K21 Chiuso	195/50R15	K4D8	

FIRMATO DIGITALMENTE
DAL FUNZIONARIO TECNICO
DEL C.P.A. DI MILANO:
Angela MARFUGGI

Fitment list redatta, ai sensi e per gli effetti dell'art. 46 e 47 del D.P.R. n. 445/2000, da Alessandro Antonini per la ditta RVS S.r.l.

p.iva. 03846010266 con sede a Castelfranco Veneto (TV) in Via per Salvatronda 60.

FIRMATO DIGITALMENTE DA:
Davide FRACCARO
RVS S.r.l.

Alessandro Antonini
Alessandro ANTONINI
RVS S.r.l.



FITMENT LIST AC-518 - 6 J x 15 H2

CODICE ART	FORI-PCD	ET	CENTRAGGIO	ANELLO ADATTATORE	ACCOPIAMENTO
AC-518 404	5 X 100	38	Ø57,1	Senza anello	Conico 60°


COSTRUTTORE	DENOMINAZIONE COMMERCIALE	TIPO	OMOLOGAZIONE EUROPEA	RANGE KW	VITE-DADO	PNEUMATICI	CODICE KIT	TRAZIONE
Audi	Audi A1	8X	e1*2007/46*0414*...e1*2007/46*0509*..	63-90	B. M14x1,5 L=30 K17	175/65R15	K5C17D30	
Audi	Audi A1	8X	e1*2007/46*0414*...e1*2007/46*0509*..	63-90	B. M14x1,5 L=30 K17	185/60R15	K5C17D30	
Audi	Audi A1	8X	e1*2007/46*0414*...e1*2007/46*0509*..	63-90	B. M14x1,5 L=30 K17	195/55R15	K5C17D30	
Audi	Audi A1	8X	e1*2007/46*0414*...e1*2007/46*0509*..	63-90	B. M14x1,5 L=30 K17	195/60R15	K5C17D30	
Audi	Audi A1	8X	e1*2007/46*0414*...e1*2007/46*0509*..	63-90	B. M14x1,5 L=30 K17	205/50R15	K5C17D30	
Audi	Audi A1	8X	e1*2007/46*0414*...e1*2007/46*0509*..	63-90	B. M14x1,5 L=30 K17	205/55R15	K5C17D30	
Audi	Audi A1 Sportback	8X	e1*2007/46*0414*06 ..; e1*2007/46*0509*..	60-141	B. M14x1,5 L=30 K17	175/65R15	K5C17D30	
Audi	Audi A1 Sportback	8X	e1*2007/46*0414*06 ..; e1*2007/46*0509*..	60-141	B. M14x1,5 L=30 K17	185/60R15	K5C17D30	
Audi	Audi A1 Sportback	8X	e1*2007/46*0414*06 ..; e1*2007/46*0509*..	60-141	B. M14x1,5 L=30 K17	195/55R15	K5C17D30	
Audi	Audi A1 Sportback	8X	e1*2007/46*0414*06 ..; e1*2007/46*0509*..	60-141	B. M14x1,5 L=30 K17	195/60R15	K5C17D30	
Audi	Audi A1 Sportback	8X	e1*2007/46*0414*06 ..; e1*2007/46*0509*..	60-141	B. M14x1,5 L=30 K17	205/50R15	K5C17D30	
Audi	Audi A1 Sportback	8X	e1*2007/46*0414*06 ..; e1*2007/46*0509*..	60-141	B. M14x1,5 L=30 K17	205/55R15	K5C17D30	
Audi	Audi A1 Sportback	GB	e1*2007/46*1892*..	70-110	B. M14x1,5 L=30 K17	175/65R15	K5C17D30	
Audi	Audi A1 Sportback	GB	e1*2007/46*1892*..	70-110	B. M14x1,5 L=30 K17	185/60R15	K5C17D30	
Audi	Audi A1 Sportback	GB	e1*2007/46*1892*..	70-110	B. M14x1,5 L=30 K17	195/55R15	K5C17D30	
Audi	Audi A1 Sportback	GB	e1*2007/46*1892*..	70-110	B. M14x1,5 L=30 K17	195/60R15	K5C17D30	
Audi	Audi A1 Sportback	GB	e1*2007/46*1892*..	70-110	B. M14x1,5 L=30 K17	205/50R15	K5C17D30	
Audi	Audi A1 Sportback	GB	e1*2007/46*1892*..	70-110	B. M14x1,5 L=30 K17	205/55R15	K5C17D30	
Audi	Audi A2	8Z	e1*98/14*0131*...e1*2001/116*0131*..	55	B. M14x1,5 L=30 K17	165/60R15	K5C17D30	
Audi	Audi A2	8Z	e1*98/14*0131*...e1*2001/116*0131*..	55	B. M14x1,5 L=30 K17	165/65R15	K5C17D30	
Audi	Audi A2	8Z	e1*98/14*0131*...e1*2001/116*0131*..	55	B. M14x1,5 L=30 K17	175/55R15	K5C17D30	
Audi	Audi A2	8Z	e1*98/14*0131*...e1*2001/116*0131*..	55	B. M14x1,5 L=30 K17	175/60R15	K5C17D30	
Audi	Audi A2	8Z	e1*98/14*0131*...e1*2001/116*0131*..	55	B. M14x1,5 L=30 K17	175/65R15	K5C17D30	
Audi	Audi A2	8Z	e1*98/14*0131*...e1*2001/116*0131*..	55	B. M14x1,5 L=30 K17	185/55R15	K5C17D30	
Audi	Audi A2	8Z	e1*98/14*0131*...e1*2001/116*0131*..	55	B. M14x1,5 L=30 K17	185/60R15	K5C17D30	
Audi	Audi A2	8Z	e1*98/14*0131*...e1*2001/116*0131*..	55	B. M14x1,5 L=30 K17	195/50R15	K5C17D30	

FIRMATO DIGITALMENTE
DAL FUNZIONARIO TECNICO
DEL C.P.A. DI MILANO:
Angela MARFUGGI

Fitment list redatta, ai sensi e per gli effetti dell'art. 46 e 47 del D.P.R. n. 445/2000, da Alessandro Antonini per la ditta RVS S.r.l.

p.iva. 03846010266 con sede a Castelfranco Veneto (TV) in Via per Salvatronda 60.

FIRMATO DIGITALMENTE DA:
Davide FRACCARO
RVS S.r.l.



Alessandro ANTONINI
RVS S.r.l.



FITMENT LIST AC-518 - 6 J x 15 H2

CODICE ART	FORI-PCD	ET	CENTRAGGIO	ANELLO ADATTATORE	ACCOPIAMENTO
AC-518 404	5 X 100	38	Ø57,1	Senza anello	Conico 60°


COSTRUTTORE	DENOMINAZIONE COMMERCIALE	TIPO	OMOLOGAZIONE EUROPEA	RANGE KW	VITE-DADO	PNEUMATICI	CODICE KIT	TRAZIONE
Audi	Audi A2	8Z	e1*98/14*0131*...e1*2001/116*0131*..	55	B. M14x1,5 L=30 K17	195/55R15	K5C17D30	
Audi	Audi A2	8Z	e1*98/14*0131*...e1*2001/116*0131*..	55	B. M14x1,5 L=30 K17	205/50R15	K5C17D30	
Audi	Audi A2	8Z	e1*98/14*0131*...e1*2001/116*0131*..	55	B. M14x1,5 L=30 K17	205/55R15	K5C17D30	
Audi	Audi A3	8L	e1*95/54*0042*..	66-132	B. M14x1,5 L=28,3 K17	185/65R15	K5B13	
Audi	Audi A3	8L	e1*95/54*0042*..	66-132	B. M14x1,5 L=28,3 K17	185/70R15	K5B13	
Audi	Audi A3	8L	e1*95/54*0042*..	66-132	B. M14x1,5 L=28,3 K17	195/60R15	K5B13	
Audi	Audi A3	8L	e1*95/54*0042*..	66-132	B. M14x1,5 L=28,3 K17	195/65R15	K5B13	
Audi	Audi A3	8L	e1*95/54*0042*..	66-132	B. M14x1,5 L=28,3 K17	205/60R15	K5B13	
Audi	Audi A3	8L	e1*95/54*0042*..	66-132	B. M14x1,5 L=28,3 K17	205/65R15	K5B13	
Audi	Audi A3	8L	e1*95/54*0042*..	66-132	B. M14x1,5 L=28,3 K17	215/60R15	K5B13	
Seat	Seat Cordoba	6L	e9*98/14*0041*...e9*2001/116*0041*..	44-77	B. M14x1,5 L=30 K17	185/55R15	K5C17D30	
Seat	Seat Cordoba	6L	e9*98/14*0041*...e9*2001/116*0041*..	44-77	B. M14x1,5 L=30 K17	195/50R15	K5C17D30	
Seat	Seat Cordoba	6L	e9*98/14*0041*...e9*2001/116*0041*..	44-77	B. M14x1,5 L=30 K17	205/50R15	K5C17D30	
Seat	Seat Ibiza	6J - 6JN	e9*2001/116*0067*...e9*2007/46*0001*... incl. Facelift 2012	51-132	B. M14x1,5 L=30 K17	175/65R15	K5C17D30	
Seat	Seat Ibiza	6J - 6JN	e9*2001/116*0067*...e9*2007/46*0001*... incl. Facelift 2012	51-132	B. M14x1,5 L=30 K17	185/60R15	K5C17D30	
Seat	Seat Ibiza	6J - 6JN	e9*2001/116*0067*...e9*2007/46*0001*... incl. Facelift 2012	51-132	B. M14x1,5 L=30 K17	195/55R15	K5C17D30	
Seat	Seat Ibiza	6J - 6JN	e9*2001/116*0067*...e9*2007/46*0001*... incl. Facelift 2012	51-132	B. M14x1,5 L=30 K17	195/60R15	K5C17D30	
Seat	Seat Ibiza	6J - 6JN	e9*2001/116*0067*...e9*2007/46*0001*... incl. Facelift 2012	51-132	B. M14x1,5 L=30 K17	205/50R15	K5C17D30	
Seat	Seat Ibiza	6J - 6JN	e9*2001/116*0067*...e9*2007/46*0001*... incl. Facelift 2012	51-132	B. M14x1,5 L=30 K17	205/55R15	K5C17D30	
Seat	Seat Ibiza	6J - 6JN	e9*2001/116*0067*...; 2007/46*0001*..	51-132	B. M14x1,5 L=30 K17	175/65R15	K5C17D30	
Seat	Seat Ibiza	6J - 6JN	e9*2001/116*0067*...; 2007/46*0001*..	51-132	B. M14x1,5 L=30 K17	185/60R15	K5C17D30	
Seat	Seat Ibiza	6J - 6JN	e9*2001/116*0067*...; 2007/46*0001*..	51-132	B. M14x1,5 L=30 K17	195/55R15	K5C17D30	
Seat	Seat Ibiza	6J - 6JN	e9*2001/116*0067*...; 2007/46*0001*..	51-132	B. M14x1,5 L=30 K17	195/60R15	K5C17D30	
Seat	Seat Ibiza	6J - 6JN	e9*2001/116*0067*...; 2007/46*0001*..	51-132	B. M14x1,5 L=30 K17	205/50R15	K5C17D30	
Seat	Seat Ibiza	6J - 6JN	e9*2001/116*0067*...; 2007/46*0001*..	51-132	B. M14x1,5 L=30 K17	205/55R15	K5C17D30	
Seat	Seat Ibiza	6L	e9*98/14*0041*...e9*2001/116*0041*..	44-77	B. M14x1,5 L=30 K17	185/55R15	K5C17D30	

FIRMATO DIGITALMENTE
DAL FUNZIONARIO TECNICO
DEL C.P.A. DI MILANO:
Angela MARFUGGI

Fitment list redatta, ai sensi e per gli effetti dell'art. 46 e 47 del D.P.R. n. 445/2000, da Alessandro Antonini per la ditta RVS S.r.l.

p.iva. 03846010266 con sede a Castelfranco Veneto (TV) in Via per Salvatronda 60.

FIRMATO DIGITALMENTE DA:
Davide FRACCARO
RVS S.r.l.



Alessandro ANTONINI
RVS S.r.l.

FITMENT LIST AC-518 - 6 J x 15 H2

CODICE ART	FORI-PCD	ET	CENTRAGGIO	ANELLO ADATTATORE	ACCOPIAMENTO
AC-518 404	5 X 100	38	Ø57,1	Senza anello	Conico 60°

COSTRUTTORE	DENOMINAZIONE COMMERCIALE	TIPO	OMOLOGAZIONE EUROPEA	RANGE KW	VITE-DADO	PNEUMATICI	CODICE KIT	TRAZIONE
Seat	Seat Ibiza	6L	e9*98/14*0041*...;e9*2001/116*0041*..	44-77	B. M14x1,5 L=30 K17	195/50R15	K5C17D30	
Seat	Seat Ibiza	6L	e9*98/14*0041*...;e9*2001/116*0041*..	44-77	B. M14x1,5 L=30 K17	205/50R15	K5C17D30	
Seat	Seat Ibiza	KJ	e9*2007/46*3134*..	70-110	B. M14x1,5 L=30 K17	185/65R15	K5C17D30	
Seat	Seat Ibiza	KJ	e9*2007/46*3134*..	70-110	B. M14x1,5 L=30 K17	195/60R15	K5C17D30	
Seat	Seat Ibiza	KJ	e9*2007/46*3134*..	70-110	B. M14x1,5 L=30 K17	205/55R15	K5C17D30	
Seat	Seat Ibiza	KJ	e9*2007/46*3134*..	70-110	B. M14x1,5 L=30 K17	205/60R15	K5C17D30	
Seat	Seat Leon	1M	e9*97/27*0026*...; e9*98/14*0026*..	132	B. M14x1,5 L=28,3 K17	195/65R15	K5B13	
Seat	Seat Toledo	1L	e9*95/54*0021*02 ..	47-110	B. M14x1,5 L=28,3 K17	185/55R15	K5B13	
Seat	Seat Toledo	1L	e9*95/54*0021*02 ..	47-110	B. M14x1,5 L=28,3 K17	195/50R15	K5B13	
Seat	Seat Toledo	1L	e9*95/54*0021*02 ..	47-110	B. M14x1,5 L=28,3 K17	205/50R15	K5B13	
Seat	Seat Toledo	1M	e9*97/27*0026*...;e9*98/14*0026*..	110	B. M14x1,5 L=28,3 K17	195/65R15	K5B13	
Seat	Seat Toledo	NH	e11*2007/46*0251*..	55-63	B. M14x1,5 L=28,3 K17	175/65R15	K5B13	
Seat	Seat Toledo	NH	e11*2007/46*0251*..	55-63	B. M14x1,5 L=28,3 K17	195/55R15	K5B13	
Seat	Seat Toledo	NH	e11*2007/46*0251*..	55-63	B. M14x1,5 L=28,3 K17	195/60R15	K5B13	
Seat	Seat Toledo	NH	e11*2007/46*0251*..	55-63	B. M14x1,5 L=28,3 K17	205/50R15	K5B13	
Seat	Seat Toledo	NH	e11*2007/46*0251*..	55-63	B. M14x1,5 L=28,3 K17	205/55R15	K5B13	
Skoda	Skoda Fabia	5J	e11*2001/116*0291*00-42;e11*2007/46*0013*00-19	77-132	B. M14x1,5 L=30 K17	175/60R15	K5C17D30	
Skoda	Skoda Fabia	5J	e11*2001/116*0291*00-42;e11*2007/46*0013*00-19	77-132	B. M14x1,5 L=30 K17	175/65R15	K5C17D30	
Skoda	Skoda Fabia	5J	e11*2001/116*0291*00-42;e11*2007/46*0013*00-19	77-132	B. M14x1,5 L=30 K17	185/55R15	K5C17D30	
Skoda	Skoda Fabia	5J	e11*2001/116*0291*00-42;e11*2007/46*0013*00-19	77-132	B. M14x1,5 L=30 K17	185/60R15	K5C17D30	
Skoda	Skoda Fabia	5J	e11*2001/116*0291*00-42;e11*2007/46*0013*00-19	77-132	B. M14x1,5 L=30 K17	195/50R15	K5C17D30	
Skoda	Skoda Fabia	5J	e11*2001/116*0291*00-42;e11*2007/46*0013*00-19	77-132	B. M14x1,5 L=30 K17	195/55R15	K5C17D30	
Skoda	Skoda Fabia	5J	e11*2001/116*0291*00-42;e11*2007/46*0013*00-19	77-132	B. M14x1,5 L=30 K17	205/50R15	K5C17D30	
Skoda	Skoda Fabia	5J	e11*2001/116*0291*00-42;e11*2007/46*0013*00-19	77-132	B. M14x1,5 L=30 K17	205/55R15	K5C17D30	
Skoda	Skoda Fabia	6Y	e11*98/14*0123*..	37-74	B. M14x1,5 L=30 K17	175/60R15	K5C17D30	
Skoda	Skoda Fabia	6Y	e11*98/14*0123*..	37-74	B. M14x1,5 L=30 K17	175/65R15	K5C17D30	

FITMENT LIST AC-518 - 6 J x 15 H2

CODICE ART	FORI-PCD	ET	CENTRAGGIO	ANELLO ADATTATORE	ACCOPIAMENTO
AC-518 404	5 X 100	38	Ø57,1	Senza anello	Conico 60°

COSTRUTTORE	DENOMINAZIONE COMMERCIALE	TIPO	OMOLOGAZIONE EUROPEA	RANGE KW	VITE-DADO	PNEUMATICI	CODICE KIT	TRAZIONE
Skoda	Skoda Fabia	6Y	e11*98/14*0123*..	37-74	B. M14x1,5 L=30 K17	185/55R15	K5C17D30	
Skoda	Skoda Fabia	6Y	e11*98/14*0123*..	37-74	B. M14x1,5 L=30 K17	185/60R15	K5C17D30	
Skoda	Skoda Fabia	6Y	e11*98/14*0123*..	37-74	B. M14x1,5 L=30 K17	195/50R15	K5C17D30	
Skoda	Skoda Fabia	6Y	e11*98/14*0123*..	37-74	B. M14x1,5 L=30 K17	195/55R15	K5C17D30	
Skoda	Skoda Fabia	6Y	e11*98/14*0123*..	37-74	B. M14x1,5 L=30 K17	205/50R15	K5C17D30	
Skoda	Skoda Fabia	6Y	e11*98/14*0123*..	37-74	B. M14x1,5 L=30 K17	205/55R15	K5C17D30	
Skoda	Skoda Octavia	1U	e11*95/54*0066*..;e11*2001/116*0066*;e11*2007/46*0011*..	92	B. M14x1,5 L=28,3 K17	195/65R15	K5B13	
Skoda	Skoda Octavia	1U	e11*95/54*0066*..;e11*2001/116*0066*;e11*2007/46*0011*..	92	B. M14x1,5 L=28,3 K17	205/60R15	K5B13	
Skoda	Skoda Praktik	5J	e11*2007/46*0013*..	59	B. M14x1,5 L=28,3 K17	185/55R15	K5B13	
Skoda	Skoda Praktik	5J	e11*2007/46*0013*..	59	B. M14x1,5 L=28,3 K17	195/55R15	K5B13	
Skoda	Skoda Rapid	NH	e11*2007/46*0250*..;e11*2007/46*0249*..	55-63	B. M14x1,5 L=28,3 K17	175/65R15	K5B13	
Skoda	Skoda Rapid	NH	e11*2007/46*0250*..;e11*2007/46*0249*..	55-63	B. M14x1,5 L=28,3 K17	185/60R15	K5B13	
Skoda	Skoda Rapid	NH	e11*2007/46*0250*..;e11*2007/46*0249*..	55-63	B. M14x1,5 L=28,3 K17	195/55R15	K5B13	
Skoda	Skoda Rapid	NH	e11*2007/46*0250*..;e11*2007/46*0249*..	55-63	B. M14x1,5 L=28,3 K17	195/60R15	K5B13	
Skoda	Skoda Rapid	NH	e11*2007/46*0250*..;e11*2007/46*0249*..	55-63	B. M14x1,5 L=28,3 K17	205/50R15	K5B13	
Skoda	Skoda Rapid	NH	e11*2007/46*0250*..;e11*2007/46*0249*..	55-63	B. M14x1,5 L=28,3 K17	205/55R15	K5B13	
Skoda	Skoda Roomster	5J	e11*2001/116*0291*;e11*2007/46*0013*..	47-77	B. M14x1,5 L=28,3 K17	175/65R15	K5B13	
Skoda	Skoda Roomster	5J	e11*2001/116*0291*;e11*2007/46*0013*..	47-77	B. M14x1,5 L=28,3 K17	185/60R15	K5B13	
Skoda	Skoda Roomster	5J	e11*2001/116*0291*;e11*2007/46*0013*..	47-77	B. M14x1,5 L=28,3 K17	195/55R15	K5B13	
Skoda	Skoda Roomster	5J	e11*2001/116*0291*;e11*2007/46*0013*..	47-77	B. M14x1,5 L=28,3 K17	195/60R15	K5B13	
Skoda	Skoda Roomster	5J	e11*2001/116*0291*;e11*2007/46*0013*..	47-77	B. M14x1,5 L=28,3 K17	205/50R15	K5B13	
Skoda	Skoda Roomster	5J	e11*2001/116*0291*;e11*2007/46*0013*..	47-77	B. M14x1,5 L=28,3 K17	205/55R15	K5B13	
Skoda	Skoda Roomster Scout	5J	e11*2001/116*0291*;e11*2007/46*0013*..	55-77	B. M14x1,5 L=28,3 K17	175/65R15	K5B13	
Skoda	Skoda Roomster Scout	5J	e11*2001/116*0291*;e11*2007/46*0013*..	55-77	B. M14x1,5 L=28,3 K17	185/60R15	K5B13	
Skoda	Skoda Roomster Scout	5J	e11*2001/116*0291*;e11*2007/46*0013*..	55-77	B. M14x1,5 L=28,3 K17	195/55R15	K5B13	
Skoda	Skoda Roomster Scout	5J	e11*2001/116*0291*;e11*2007/46*0013*..	55-77	B. M14x1,5 L=28,3 K17	195/60R15	K5B13	

FITMENT LIST AC-518 - 6 J x 15 H2

CODICE ART	FORI-PCD	ET	CENTRAGGIO	ANELLO ADATTATORE	ACCOPIAMENTO
AC-518 404	5 X 100	38	Ø57,1	Senza anello	Conico 60°

COSTRUTTORE	DENOMINAZIONE COMMERCIALE	TIPO	OMOLOGAZIONE EUROPEA	RANGE KW	VITE-DADO	PNEUMATICI	CODICE KIT	TRAZIONE
Skoda	Skoda Roomster Scout	5J	e11*2001/116*0291*;e11*2007/46*0013*..	55-77	B. M14x1,5 L=28,3 K17	205/50R15	K5B13	
Skoda	Skoda Roomster Scout	5J	e11*2001/116*0291*;e11*2007/46*0013*..	55-77	B. M14x1,5 L=28,3 K17	205/55R15	K5B13	
Skoda	Skoda Scala	NW	e8*2007/46*0349*..	70-110	B. M14x1,5 L=28,3 K17	185/65R15	K5B13	
Skoda	Skoda Scala	NW	e8*2007/46*0349*..	70-110	B. M14x1,5 L=28,3 K17	195/60R15	K5B13	
Skoda	Skoda Scala	NW	e8*2007/46*0349*..	70-110	B. M14x1,5 L=28,3 K17	195/65R15	K5B13	
Skoda	Skoda Scala	NW	e8*2007/46*0349*..	70-110	B. M14x1,5 L=28,3 K17	205/60R15	K5B13	
Skoda	Skoda Scala	NW	e8*2007/46*0349*..	70-110	B. M14x1,5 L=28,3 K17	205/65R15	K5B13	
Skoda	Skoda Scala	NW	e8*2007/46*0349*..	70-110	B. M14x1,5 L=28,3 K17	215/60R15	K5B13	
Volkswagen	VW Bora	1J	e1*96/79*0071*..; e1*98/14*0071*..; e1*2001/116*0071*..	50-150	B. M14x1,5 L=28,3 K17	195/65R15	K5B13	
Volkswagen	VW Bora	1J	e1*96/79*0071*..; e1*98/14*0071*..; e1*2001/116*0071*..	50-150	B. M14x1,5 L=28,3 K17	205/60R15	K5B13	
Volkswagen	VW Bora	1J	e1*96/79*0071*..; e1*98/14*0071*..; e1*2001/116*0071*..	50-150	B. M14x1,5 L=28,3 K17	205/65R15	K5B13	
Volkswagen	VW Bora	1J	e1*96/79*0071*..; e1*98/14*0071*..; e1*2001/116*0071*..	50-150	B. M14x1,5 L=28,3 K17	215/60R15	K5B13	
Volkswagen	VW Fox	5Z	e1*2001/116*0301*..	44-55	B. M14x1,5 L=28,3 K17	165/65R15	K5B13	
Volkswagen	VW Fox	5Z	e1*2001/116*0301*..	44-55	B. M14x1,5 L=28,3 K17	175/60R15	K5B13	
Volkswagen	VW Fox	5Z	e1*2001/116*0301*..	44-55	B. M14x1,5 L=28,3 K17	185/55R15	K5B13	
Volkswagen	VW Fox	5Z	e1*2001/116*0301*..	44-55	B. M14x1,5 L=28,3 K17	185/60R15	K5B13	
Volkswagen	VW Fox	5Z	e1*2001/116*0301*..	44-55	B. M14x1,5 L=28,3 K17	195/50R15	K5B13	
Volkswagen	VW Fox	5Z	e1*2001/116*0301*..	44-55	B. M14x1,5 L=28,3 K17	195/55R15	K5B13	
Volkswagen	VW Fox	5Z	e1*2001/116*0301*..	44-55	B. M14x1,5 L=28,3 K17	205/50R15	K5B13	
Volkswagen	VW Golf IV	1J	e1*96/79, 98/14,2001/116*0071*..	66, 110	B. M14x1,5 L=28,3 K17	195/65R15	K5B13	
Volkswagen	VW Golf IV	1J	e1*96/79, 98/14,2001/116*0071*..	66, 110	B. M14x1,5 L=28,3 K17	205/60R15	K5B13	
Volkswagen	VW New Beetle	9C	e1*97/27*0106*..; e1*98/14*0106*..; e1*2001/116*0106*..	85	B. M14x1,5 L=28,3 K17	195/65R15	K5B13	
Volkswagen	VW New Beetle Cabrio	1Y	e1*2001/116*0205*..	55-110	B. M14x1,5 L=28,3 K17	195/65R15	K5B13	
Volkswagen	VW New Beetle Cabrio	1Y	e1*2001/116*0205*..	55-110	B. M14x1,5 L=28,3 K17	205/60R15	K5B13	
Volkswagen	VW New Beetle Cabrio	1Y	e1*2001/116*0205*..	55-110	B. M14x1,5 L=28,3 K17	205/65R15	K5B13	
Volkswagen	VW Polo	9N	e1*98/14*0174*..;e1*2001/116*0174*..	40-77	B. M14x1,5 L=28,3 K17	185/55R15	K5B13	



FITMENT LIST AC-518 - 6 J x 15 H2

CODICE ART	FORI-PCD	ET	CENTRAGGIO	ANELLO ADATTATORE	ACCOPIAMENTO
AC-518 404	5 X 100	38	Ø57,1	Senza anello	Conico 60°

COSTRUTTORE	DENOMINAZIONE COMMERCIALE	TIPO	OMOLOGAZIONE EUROPEA	RANGE KW	VITE-DADO	PNEUMATICI	CODICE KIT	TRAZIONE
Volkswagen	VW Polo	9N	e1*98/14*0174*...e1*2001/116*0174*..	40-77	B. M14x1,5 L=28,3 K17	195/50R15	K5B13	
Volkswagen	VW Polo	9N	e1*98/14*0174*...e1*2001/116*0174*..	40-77	B. M14x1,5 L=28,3 K17	205/50R15	K5B13	
Volkswagen	VW Polo (V Serie)	6R	e1*2001/116*0510*..e1*2007/46*0486*..- incl. Facelift 2014	44-77	B. M14x1,5 L=30 K17	195/55R15	K5C17D30	
Volkswagen	VW Polo (V Serie)	6R	e1*2001/116*0510*..e1*2007/46*0486*..- incl. Facelift 2014	44-77	B. M14x1,5 L=30 K17	205/50R15	K5C17D30	
Volkswagen	VW Polo (V Serie)	6R	e1*2001/116*0510*..e1*2007/46*0486*..- incl. Facelift 2014	44-77	B. M14x1,5 L=30 K17	205/55R15	K5C17D30	
Volkswagen	VW Polo (VI Serie)	AW	e1*2007/46*1783*..	70-110	B. M14x1,5 L=30 K17	185/65R15	K5C17D30	
Volkswagen	VW Polo (VI Serie)	AW	e1*2007/46*1783*..	70-110	B. M14x1,5 L=30 K17	195/65R15	K5C17D30	
Volkswagen	VW Polo (VI Serie)	AW	e1*2007/46*1783*..	70-110	B. M14x1,5 L=30 K17	205/60R15	K5C17D30	
Volkswagen	VW Polo Cross (IV Serie)	9N	e1*2001/116*0174*..	40-77	B. M14x1,5 L=28,3 K17	185/55R15	K5B13	
Volkswagen	VW Polo Cross (IV Serie)	9N	e1*2001/116*0174*..	40-77	B. M14x1,5 L=28,3 K17	195/50R15	K5B13	
Volkswagen	VW Polo Cross (IV Serie)	9N	e1*2001/116*0174*..	40-77	B. M14x1,5 L=28,3 K17	205/50R15	K5B13	
Volkswagen	VW Polo Cross (V Serie)	6R	e1*2001/116*0510*05 ..	44-77	B. M14x1,5 L=30 K17	195/55R15	K5C17D30	
Volkswagen	VW Polo Cross (V Serie)	6R	e1*2001/116*0510*05 ..	44-77	B. M14x1,5 L=30 K17	205/50R15	K5C17D30	
Volkswagen	VW Polo Cross (V Serie)	6R	e1*2001/116*0510*05 ..	44-77	B. M14x1,5 L=30 K17	205/55R15	K5C17D30	
Volkswagen	VW Polo Fun (IV Serie)	9N	e1*2001/116*0174*..	40-77	B. M14x1,5 L=28,3 K17	185/55R15	K5B13	
Volkswagen	VW Polo Fun (IV Serie)	9N	e1*2001/116*0174*..	40-77	B. M14x1,5 L=28,3 K17	195/50R15	K5B13	
Volkswagen	VW Polo Fun (IV Serie)	9N	e1*2001/116*0174*..	40-77	B. M14x1,5 L=28,3 K17	205/50R15	K5B13	



FITMENT LIST AC-518 - 6 J x 15 H2

CODICE ART	FORI-PCD	ET	CENTRAGGIO	ANELLO ADATTATORE	ACCOPIAMENTO
AC-518 3F5	5 X 98	38	Ø58,1	Senza anello	Conico 60°

COSTRUTTORE	DENOMINAZIONE COMMERCIALE	TIPO	OMOLOGAZIONE EUROPEA	RANGE KW	VITE-DADO	PNEUMATICI	CODICE KIT	TRAZIONE
Alfa Romeo	Alfa 147	937	98/14*0070*..	74-125	B. M12x1,25 L=24 K17	185/70R15	K5C17B24	
Alfa Romeo	Alfa 147	937	98/14*0070*..	74-125	B. M12x1,25 L=24 K17	195/60R15	K5C17B24	
Alfa Romeo	Alfa 147	937	98/14*0070*..	74-125	B. M12x1,25 L=24 K17	205/60R15	K5C17B24	
Alfa Romeo	Alfa 147	937	98/14*0070*..	74-125	B. M12x1,25 L=24 K17	225/60R15	K5C17B24	
Alfa Romeo	Alfa 164 Turbo	164	E897/2	150	B. M12x1,25 L=26 K19	205/55R15	K5C19B26	
Alfa Romeo	Alfa 164 Turbo	164	E897/2	150	B. M12x1,25 L=26 K19	225/50R15	K5C19B26	
Alfa Romeo	Alfa 164 V6	164	E897/2	135-141	B. M12x1,25 L=26 K19	205/55R15	K5C19B26	
Alfa Romeo	Alfa 164 V6	164	E897/2	135-141	B. M12x1,25 L=26 K19	225/50R15	K5C19B26	
Alfa Romeo	Alfa GT	937	e3*98/14*0070*..	110-122	B. M12x1,25 L=24 K17	205/55R15	K5C17B24	
Alfa Romeo	Alfa GT	937	e3*98/14*0070*..	110-122	B. M12x1,25 L=24 K17	225/50R15	K5C17B24	
Fiat	Fiat 500L	199	Omologazioni consentite a partire da e3*2001/116*0217*28	62-77	B. M12x1,25 L=28 K17	195/65R15	K5C17B28	
Fiat	Fiat 500L	199	Omologazioni consentite a partire da e3*2001/116*0217*28	62-77	B. M12x1,25 L=28 K17	205/65R15	K5C17B28	
Fiat	Fiat 500L	199	Omologazioni consentite a partire da e3*2001/116*0217*28	62-77	B. M12x1,25 L=28 K17	215/60R15	K5C17B28	
Fiat	Fiat Tipo	356	e3*2007/46*0373*..	77-88	B. M12x1,25 L=28 K17	195/65R15	K5C17B28	
Fiat	Fiat Tipo	356	e3*2007/46*0373*..	77-88	B. M12x1,25 L=28 K17	205/65R15	K5C17B28	
Fiat	Fiat Tipo	356	e3*2007/46*0373*..	77-88	B. M12x1,25 L=28 K17	215/60R15	K5C17B28	
Opel	Opel Combo (M1)	COMBO-D	e3*2007/46*0076*..; e3*2007/46*0079*..	66-77	B. M12x1,25 L=28 K17	185/65R15	K5C17B28	
Opel	Opel Combo (M1)	COMBO-D	e3*2007/46*0076*..; e3*2007/46*0079*..	66-77	B. M12x1,25 L=28 K17	205/60R15	K5C17B28	

FITMENT LIST AC-518 - 6 J x 15 H2

CODICE ART	FORI-PCD	ET	CENTRAGGIO	ANELLO ADATTATORE	ACCOPIAMENTO
AC-518 6A9A	5 X 114,3	45	Ø73,1	Ø73,1 - Ø57,1	Conico 60°

COSTRUTTORE	DENOMINAZIONE COMMERCIALE	TIPO	OMOLOGAZIONE EUROPEA	RANGE KW	VITE-DADO	PNEUMATICI	CODICE KIT	TRAZIONE
Seat	Seat Altea - Altea XL	5P - 5PN	e9*2001/116*0050*...;e9*2007/46*0012*..	74-103	BV. M14x1,5 K17	195/65R15	K5D39LE731571	
Seat	Seat Altea Freetrack	5P - 5PN	e9*2001/116*0050*...;e9*2007/46*0012*..	77-155	BV. M14x1,5 K17	195/65R15	K5D39LE731571	
Seat	Seat Toledo	5P	e9*2007/46*0094*..	63-147	BV. M14x1,5 K17	195/65R15	K5D39LE731571	
Skoda	Skoda Octavia	1Z	e11*2001/116*0230*...;e11*2007/46*0012*..	55-110	BV. M14x1,5 K17	195/65R15	K5D39LE731571	
Skoda	Skoda Octavia	1Z	e11*2001/116*0230*...;e11*2007/46*0012*..	55-110	BV. M14x1,5 K17	205/60R15	K5D39LE731571	
Skoda	Skoda Octavia	1Z	e11*2001/116*0230*...;e11*2007/46*0012*..	55-110	BV. M14x1,5 K17	205/65R15	K5D39LE731571	
Skoda	Skoda Octavia	1Z	e11*2001/116*0230*...;e11*2007/46*0012*..	55-110	BV. M14x1,5 K17	215/60R15	K5D39LE731571	
Skoda	Skoda Octavia Scout	1Z	e11*2001/116*0230*21-...;e11*2007/46*0012*..	55-110	BV. M14x1,5 K17	195/65R15	K5D39LE731571	
Skoda	Skoda Octavia Scout	1Z	e11*2001/116*0230*21-...;e11*2007/46*0012*..	55-110	BV. M14x1,5 K17	205/60R15	K5D39LE731571	
Skoda	Skoda Octavia Scout	1Z	e11*2001/116*0230*21-...;e11*2007/46*0012*..	55-110	BV. M14x1,5 K17	205/65R15	K5D39LE731571	
Skoda	Skoda Octavia Scout	1Z	e11*2001/116*0230*21-...;e11*2007/46*0012*..	55-110	BV. M14x1,5 K17	215/60R15	K5D39LE731571	
Volkswagen	VW Cross Touran	1T	e1*2001/116*0211*...;e1*2007/46*0357*...;e1*2007/46*0506*...- incl. Facelift 2011	75-130	BV. M14x1,5 K17	205/65R15	K5D39LE731571	
Volkswagen	VW Golf V	1K	e1*2001/116*0242*00-24	77	BV. M14x1,5 K17	195/65R15	K5D39LE731571	
Volkswagen	VW Golf V	1K	e1*2001/116*0242*00-24	77	BV. M14x1,5 K17	205/60R15	K5D39LE731571	
Volkswagen	VW Golf V	1K	e1*2001/116*0242*00-24	77	BV. M14x1,5 K17	205/65R15	K5D39LE731571	
Volkswagen	VW Golf V Cross	1KP	e1*2001/116*0304*07-13	75-118	BV. M14x1,5 K17	195/65R15	K5D39LE731571	
Volkswagen	VW Golf V Cross	1KP	e1*2001/116*0304*07-13	75-118	BV. M14x1,5 K17	205/60R15	K5D39LE731571	
Volkswagen	VW Golf V Cross	1KP	e1*2001/116*0304*07-13	75-118	BV. M14x1,5 K17	205/65R15	K5D39LE731571	
Volkswagen	VW Golf V Plus	1KP	e1*2001/116*0304*...;e1*2007/46*0491*..	55-125	BV. M14x1,5 K17	195/65R15	K5D39LE731571	
Volkswagen	VW Golf V Plus	1KP	e1*2001/116*0304*...;e1*2007/46*0491*..	55-125	BV. M14x1,5 K17	205/60R15	K5D39LE731571	
Volkswagen	VW Golf V Plus	1KP	e1*2001/116*0304*...;e1*2007/46*0491*..	55-125	BV. M14x1,5 K17	205/65R15	K5D39LE731571	
Volkswagen	VW Golf V Variant	1KM	e1*2001/116*0328*..	59-147	BV. M14x1,5 K17	195/65R15	K5D39LE731571	
Volkswagen	VW Golf V Variant	1KM	e1*2001/116*0328*..	59-147	BV. M14x1,5 K17	205/60R15	K5D39LE731571	
Volkswagen	VW Golf V Variant	1KM	e1*2001/116*0328*..	59-147	BV. M14x1,5 K17	205/65R15	K5D39LE731571	
Volkswagen	VW Golf VI	1K	e1*2001/116*0242*25-...;e1*2007/46*0490*..-	59-81	BV. M14x1,5 K17	195/65R15	K5D39LE731571	

FITMENT LIST AC-518 - 6 J x 15 H2

CODICE ART	FORI-PCD	ET	CENTRAGGIO	ANELLO ADATTATORE	ACCOPIAMENTO
AC-518 6A9A	5 X 114,3	45	Ø73,1	Ø73,1 - Ø57,1	Conico 60°

COSTRUTTORE	DENOMINAZIONE COMMERCIALE	TIPO	OMOLOGAZIONE EUROPEA	RANGE KW	VITE-DADO	PNEUMATICI	CODICE KIT	TRAZIONE
Volkswagen	VW Golf VI	1K	e1*2001/116*0242*25-...;e1*2007/46*0490*..-	59-81	BV. M14x1,5 K17	205/60R15	K5D39LE731571	
Volkswagen	VW Golf VI	1K	e1*2001/116*0242*25-...;e1*2007/46*0490*..-	59-81	BV. M14x1,5 K17	205/65R15	K5D39LE731571	
Volkswagen	VW Golf VI Cross	1KP	e1*2001/116*0304*20-30	77-118	BV. M14x1,5 K17	195/65R15	K5D39LE731571	
Volkswagen	VW Golf VI Cross	1KP	e1*2001/116*0304*20-30	77-118	BV. M14x1,5 K17	205/60R15	K5D39LE731571	
Volkswagen	VW Golf VI Cross	1KP	e1*2001/116*0304*20-30	77-118	BV. M14x1,5 K17	205/65R15	K5D39LE731571	
Volkswagen	VW Golf VI Plus	1KP	e1*2001/116*0304*...;e1*2007/46*0491*..	55-125	BV. M14x1,5 K17	195/65R15	K5D39LE731571	
Volkswagen	VW Golf VI Plus	1KP	e1*2001/116*0304*...;e1*2007/46*0491*..	55-125	BV. M14x1,5 K17	205/60R15	K5D39LE731571	
Volkswagen	VW Golf VI Plus	1KP	e1*2001/116*0304*...;e1*2007/46*0491*..	55-125	BV. M14x1,5 K17	205/65R15	K5D39LE731571	
Volkswagen	VW Jetta	16	e1*2007/46*0539*...;e1*2007/46*0584*..	77-155	BV. M14x1,5 K17	195/65R15	K5D39LE731571	
Volkswagen	VW Jetta	16	e1*2007/46*0539*...;e1*2007/46*0584*..	77-155	BV. M14x1,5 K17	205/60R15	K5D39LE731571	
Volkswagen	VW Jetta	16	e1*2007/46*0539*...;e1*2007/46*0584*..	77-155	BV. M14x1,5 K17	205/65R15	K5D39LE731571	
Volkswagen	VW Jetta	1KM	e1*2001/116*0328*..	100-103	BV. M14x1,5 K17	195/65R15	K5D39LE731571	
Volkswagen	VW Jetta	1KM	e1*2001/116*0328*..	100-103	BV. M14x1,5 K17	205/60R15	K5D39LE731571	
Volkswagen	VW Jetta	1KM	e1*2001/116*0328*..	100-103	BV. M14x1,5 K17	205/65R15	K5D39LE731571	
Volkswagen	VW Passat	3C	e1*2001/116*0307*24-36; e1*2007/46*0502*00-10,0547*00-03- incl. Facelift 2011	77-140	BV. M14x1,5 K17	195/65R15	K5D39LE731571	
Volkswagen	VW Passat	3C	e1*2001/116*0307*24-36; e1*2007/46*0502*00-10,0547*00-03- incl. Facelift 2011	77-140	BV. M14x1,5 K17	205/60R15	K5D39LE731571	

FITMENT LIST AC-518 - 6 J x 15 H2

CODICE ART	FORI-PCD	ET	CENTRAGGIO	ANELLO ADATTATORE	ACCOPIAMENTO
AC-518 6A9A	5 X 114,3	45	Ø73,1	Ø73,1 - Ø60,1	Conico 60°

COSTRUTTORE	DENOMINAZIONE COMMERCIALE	TIPO	OMOLOGAZIONE EUROPEA	RANGE KW	VITE-DADO	PNEUMATICI	CODICE KIT	TRAZIONE
Fiat	Fiat Sedici	FY	e4*2001/116*0106*..	79-99,2	B. M12x1,5 L=26 K17	195/65R15	K5B12731601	
Fiat	Fiat Sedici	FY	e4*2001/116*0106*..	79-99,2	B. M12x1,5 L=26 K17	205/65R15	K5B12731601	
Suzuki	Suzuki S-Cross (SX4)	JY	Omologazioni consentite a partire da e4*2007/46*0779*04	88	B. M12x1,5 L=26 K17	195/65R15	K5B12731601	
Suzuki	Suzuki S-Cross (SX4)	JY	Omologazioni consentite a partire da e4*2007/46*0779*04	88	B. M12x1,5 L=26 K17	205/65R15	K5B12731601	
Suzuki	Suzuki Swift Sport	MZ	e4*2001/116*0090*..	92	B. M12x1,5 L=26 K17	195/55R15	K5B12731601	
Suzuki	Suzuki Swift Sport	MZ	e4*2001/116*0090*..	92	B. M12x1,5 L=26 K17	205/50R15	K5B12731601	
Suzuki	Suzuki Swift Sport	MZ	e4*2001/116*0090*..	92	B. M12x1,5 L=26 K17	205/55R15	K5B12731601	
Suzuki	Suzuki Swift Sport 2WD	NZ	e4*2007/46*0155*..;e4*2007/46*0293*..	100	B. M12x1,5 L=26 K17	185/55R15	K5B12731601	
Suzuki	Suzuki Swift Sport 2WD	NZ	e4*2007/46*0155*..;e4*2007/46*0293*..	100	B. M12x1,5 L=26 K17	195/55R15	K5B12731601	
Suzuki	Suzuki Swift Sport 2WD	NZ	e4*2007/46*0155*..;e4*2007/46*0293*..	100	B. M12x1,5 L=26 K17	205/50R15	K5B12731601	
Suzuki	Suzuki Swift Sport 2WD	NZ	e4*2007/46*0155*..;e4*2007/46*0293*..	100	B. M12x1,5 L=26 K17	205/55R15	K5B12731601	
Suzuki	Suzuki SX4	EY	e4*2001/116*0105*..;e4*2007/46*0284*..-	66-99,2	B. M12x1,5 L=26 K17	195/65R15	K5B12731601	
Suzuki	Suzuki SX4	EY	e4*2001/116*0105*..;e4*2007/46*0284*..-	66-99,2	B. M12x1,5 L=26 K17	205/65R15	K5B12731601	
Suzuki	Suzuki SX4	GY	e4*2001/116*0124*..;e4*2007/46*0291*..-	79-88	D. M12x1,25 K19 Chiuso	195/65R15	K5D2731601	
Suzuki	Suzuki SX4	GY	e4*2001/116*0124*..;e4*2007/46*0291*..-	79-88	D. M12x1,25 K19 Chiuso	205/65R15	K5D2731601	
Toyota	Toyota Auris (I)	E15..	e11*2001/116*0299*..;0305*00-13;e11*2007/46*0167*..;0019*00-03- incl. Facelift 2010	66-130	D. M12x1,5 K21 Chiuso	195/65R15	K5D8731601	
Toyota	Toyota Auris (I)	E15..	e11*2001/116*0299*..;0305*00-13;e11*2007/46*0167*..;0019*00-03- incl. Facelift 2010	66-130	D. M12x1,5 K21 Chiuso	205/60R15	K5D8731601	
Toyota	Toyota Auris (II)	E15..	e11*2001/116*0305*14-..;e11*2007/46*0019*04-..- ab Modell 2013 (E18)	66-130	D. M12x1,5 K21 Chiuso	195/65R15	K5D8731601	
Toyota	Toyota Auris (II)	E15..	e11*2001/116*0305*14-..;e11*2007/46*0019*04-..- ab Modell 2013 (E18)	66-130	D. M12x1,5 K21 Chiuso	205/60R15	K5D8731601	
Toyota	Toyota Auris Hybrid I	HE15..	e11*2007/46*0018*00-04	73	D. M12x1,5 K21 Chiuso	195/65R15	K5D8731601	
Toyota	Toyota Auris Hybrid I	HE15..	e11*2007/46*0018*00-04	73	D. M12x1,5 K21 Chiuso	205/60R15	K5D8731601	
Toyota	Toyota Auris Touring Sports	E15..	e11*2001/116*0305*..	66-130	D. M12x1,5 K21 Chiuso	195/65R15	K5D8731601	
Toyota	Toyota Auris Touring Sports	E15..	e11*2001/116*0305*..	66-130	D. M12x1,5 K21 Chiuso	205/60R15	K5D8731601	



FITMENT LIST AC-518 - 6 J x 15 H2

CODICE ART	FORI-PCD	ET	CENTRAGGIO	ANELLO ADATTATORE	ACCOPIAMENTO
AC-518 6A9A	5 X 114,3	45	Ø73,1	Ø73,1 - Ø60,1	Conico 60°

COSTRUTTORE	DENOMINAZIONE COMMERCIALE	TIPO	OMOLOGAZIONE EUROPEA	RANGE KW	VITE-DADO	PNEUMATICI	CODICE KIT	TRAZIONE
Toyota	Toyota Avensis Verso	M2	e6*2001/116*0083*..	85	D. M12x1,5 K21 Chiuso	205/65R15	K5D8731601	
Toyota	Toyota Camry	V3 - V2	e6*93/81*0029*..; e6*98/14*0085*..;e6*2001/116*0085*..	137-140	D. M12x1,5 K21 Chiuso	205/65R15	K5D8731601	
Toyota	Toyota Corolla	E15EJ(A) - E15ES(A)	e11*2001/116*0304*00-08;e11*2001/116*0314*.	66-97	D. M12x1,5 K21 Chiuso	195/65R15	K5D8731601	
Toyota	Toyota Corolla	E15EJ(A) - E15ES(A)	e11*2001/116*0304*00-08;e11*2001/116*0314*.	66-97	D. M12x1,5 K21 Chiuso	205/65R15	K5D8731601	
Toyota	Toyota MR2	W20	e6*93/81*0011*..	115-129	D. M12x1,5 K21 Chiuso	195/55R15	K5D8731601	
Toyota	Toyota MR2	W20	e6*93/81*0011*..	115-129	D. M12x1,5 K21 Chiuso	205/55R15	K5D8731601	
Toyota	Toyota MR2	W20	e6*93/81*0011*..	115-129	D. M12x1,5 K21 Chiuso	215/50R15	K5D8731601	
Toyota	Toyota MR2	W20	e6*93/81*0011*..	115-129	D. M12x1,5 K21 Chiuso	225/50R15	K5D8731601	
Toyota	Toyota Picnic	XM1	e11*93/81*0063*..	94	D. M12x1,5 K21 Chiuso	225/50R15	K5D8731601	

FITMENT LIST AC-518 - 6 J x 15 H2

CODICE ART	FORI-PCD	ET	CENTRAGGIO	ANELLO ADATTATORE	ACCOPIAMENTO
AC-518 6A9A	5 X 114,3	45	Ø73,1	Ø73,1 - Ø64,1	Conico 60°

COSTRUTTORE	DENOMINAZIONE COMMERCIALE	TIPO	OMOLOGAZIONE EUROPEA	RANGE KW	VITE-DADO	PNEUMATICI	CODICE KIT	TRAZIONE
Honda	Honda Accord	C	e6*2001/116*0113, 0115*.. Solo 15" di serie	114	D. M12x1,5 K19 Chiuso	195/65R15	K5D6731641	
Honda	Honda Civic 4DR Hybrid	FD3	e11*2001/116*0271*..	70	D. M12x1,5 K19 Chiuso	195/65R15	K5D6731641	
Honda	Honda Civic 4DR Hybrid	FD3	e11*2001/116*0271*..	70	D. M12x1,5 K19 Chiuso	205/60R15	K5D6731641	
Honda	Honda Civic 4DR Hybrid	FD3	e11*2001/116*0271*..	70	D. M12x1,5 K19 Chiuso	215/60R15	K5D6731641	
Honda	Honda Civic 5H	F	e11*2001/116*0255*00-06,0256*00-06,0257*00-05	61-110	D. M12x1,5 K19 Chiuso	195/60R15	K5D6731641	
Honda	Honda Civic 5H	F	e11*2001/116*0255*00-06,0256*00-06,0257*00-05	61-110	D. M12x1,5 K19 Chiuso	195/65R15	K5D6731641	
Honda	Honda Civic 5H	F	e11*2001/116*0255*00-06,0256*00-06,0257*00-05	61-110	D. M12x1,5 K19 Chiuso	205/55R15	K5D6731641	
Honda	Honda CR-V - CR-V Hybrid	R	e6*95/54*0044*..; e6*98/14*0076*.. Solo 15" di serie	110	D. M12x1,5 K19 Chiuso	205/65R15	K5D6731641	
Honda	Honda CR-V - CR-V Hybrid	R	e6*95/54*0044*..; e6*98/14*0076*.. Solo 15" di serie	110	D. M12x1,5 K19 Chiuso	215/65R15	K5D6731641	
Honda	Honda FR-V	BE1-BE3-BE5	e6*2001/116*0099*..;e6*2001/116*0100*..;e6*2001/116*0104*..	92-110	D. M12x1,5 K19 Chiuso	195/65R15	K5D6731641	
Honda	Honda FR-V	BE1-BE3-BE5	e6*2001/116*0099*..;e6*2001/116*0100*..;e6*2001/116*0104*..	92-110	D. M12x1,5 K19 Chiuso	205/65R15	K5D6731641	
Honda	Honda FR-V	BE1-BE3-BE5	e6*2001/116*0099*..;e6*2001/116*0100*..;e6*2001/116*0104*..	92-110	D. M12x1,5 K19 Chiuso	215/60R15	K5D6731641	
Honda	Honda HR-V	GH1-GH2-GH3-GH4	e6*98/14*0062*..; e6*98/14*0063*..; e6*98/14*0067*..; e6*98/14*0068*..	77	D. M12x1,5 K19 Chiuso	195/50R15	K5D6731641	
Honda	Honda Integra Type-R	DC2	e6*95/54*0052*..	140	D. M12x1,5 K19 Chiuso	195/55R15	K5D6731641	
Honda	Honda Prelude	BB6 - BB8	e6*95/54*0036*..	136	D. M12x1,5 K19 Chiuso	195/60R15	K5D6731641	
Honda	Honda Shuttle	RA1 - RA3	e6*93/81*0002*..	110	D. M12x1,5 K19 Chiuso	195/60R15	K5D6731641	
Honda	Honda Shuttle	RA1 - RA3	e6*93/81*0002*..	110	D. M12x1,5 K19 Chiuso	205/65R15	K5D6731641	
Honda	Honda Stream	RN1 - RN3	e6*98/14*0082*..	92	D. M12x1,5 K19 Chiuso	195/65R15	K5D6731641	

FITMENT LIST AC-518 - 6 J x 15 H2

CODICE ART	FORI-PCD	ET	CENTRAGGIO	ANELLO ADATTATORE	ACCOPIAMENTO
AC-518 6A9A	5 X 114,3	45	Ø73,1	Ø73,1 - Ø66,1	Conico 60°

COSTRUTTORE	DENOMINAZIONE COMMERCIALE	TIPO	OMOLOGAZIONE EUROPEA	RANGE KW	VITE-DADO	PNEUMATICI	CODICE KIT	TRAZIONE
Nissan	Nissan Almera Tino	V10	e9*98/14*0035*..	78-100	D. M12x1,25 K21 Chiuso	185/65R15	K5D9731661	
Nissan	Nissan Almera Tino	V10	e9*98/14*0035*..	78-100	D. M12x1,25 K21 Chiuso	195/65R15	K5D9731661	
Nissan	Nissan e-NV200 (M1)	ME0N-ME0M	e11*2007/46*1339*..	80	D. M12x1,25 K21 Chiuso	185/65R15	K5D9731661	
Nissan	Nissan e-NV200 (M1)	ME0N-ME0M	e11*2007/46*1339*..	80	D. M12x1,25 K21 Chiuso	215/60R15	K5D9731661	
Nissan	Nissan Maxima QX	A32 - A33	e1*93/81*0011*..; e1*98/14*0136*..	142-147	D. M12x1,25 K21 Chiuso	205/65R15	K5D9731661	
Nissan	Nissan Primera	P12	e11*98/14*0183*..	85	D. M12x1,25 K21 Chiuso	195/65R15	K5D9731661	
Nissan	Nissan Primera	P12	e11*98/14*0183*..	85	D. M12x1,25 K21 Chiuso	205/65R15	K5D9731661	
Nissan	Nissan X-Trail	T30	e1*98/14*0166*..	84	D. M12x1,25 K21 Chiuso	215/70R15	K5D9731661	
Renault	Renault Fluence	Z	e2*2001/116*0373*..; e2*2007/46*0010*..	63-103	B. M12x1,5 L=26 K17	195/60R15	K5B12731661	
Renault	Renault Fluence	Z	e2*2001/116*0373*..; e2*2007/46*0010*..	63-103	B. M12x1,5 L=26 K17	205/65R15	K5B12731661	
Renault	Renault Fluence	Z	e2*2001/116*0373*..; e2*2007/46*0010*..	63-103	B. M12x1,5 L=26 K17	215/60R15	K5B12731661	
Renault	Renault Megane III	Z	e2*2001/116*0373*..; e2*2007/46*0010*..- solo pinze freno 280 mm asse 1	63-103	B. M12x1,5 L=26 K17	185/70R15	K5B12731661	
Renault	Renault Megane III	Z	e2*2001/116*0373*..; e2*2007/46*0010*..- solo pinze freno 280 mm asse 1	63-103	B. M12x1,5 L=26 K17	195/65R15	K5B12731661	
Renault	Renault Megane III	Z	e2*2001/116*0373*..; e2*2007/46*0010*..- solo pinze freno 280 mm asse 1	63-103	B. M12x1,5 L=26 K17	205/60R15	K5B12731661	
Renault	Renault Megane III	Z	e2*2001/116*0373*..; e2*2007/46*0010*..- solo pinze freno 280 mm asse 1	63-103	B. M12x1,5 L=26 K17	205/65R15	K5B12731661	
Renault	Renault Megane III	Z	e2*2001/116*0373*..; e2*2007/46*0010*..- solo pinze freno 280 mm asse 1	63-103	B. M12x1,5 L=26 K17	215/60R15	K5B12731661	
Renault	Renault Megane IV	RFB	e2*2007/46*0546*..	66-97	B. M12x1,5 L=26 K17	185/65R15	K5B12731661	
Renault	Renault Megane IV	RFB	e2*2007/46*0546*..	66-97	B. M12x1,5 L=26 K17	185/70R15	K5B12731661	
Renault	Renault Megane IV	RFB	e2*2007/46*0546*..	66-97	B. M12x1,5 L=26 K17	195/60R15	K5B12731661	
Renault	Renault Megane IV	RFB	e2*2007/46*0546*..	66-97	B. M12x1,5 L=26 K17	195/65R15	K5B12731661	
Renault	Renault Megane IV	RFB	e2*2007/46*0546*..	66-97	B. M12x1,5 L=26 K17	205/60R15	K5B12731661	
Renault	Renault Megane IV	RFB	e2*2007/46*0546*..	66-97	B. M12x1,5 L=26 K17	205/65R15	K5B12731661	



FITMENT LIST AC-518 - 6 J x 15 H2

CODICE ART	FORI-PCD	ET	CENTRAGGIO	ANELLO ADATTATORE	ACCOPIAMENTO
AC-518 6A9A	5 X 114,3	45	Ø73,1	Ø73,1 - Ø66,1	Conico 60°

COSTRUTTORE	DENOMINAZIONE COMMERCIALE	TIPO	OMOLOGAZIONE EUROPEA	RANGE KW	VITE-DADO	PNEUMATICI	CODICE KIT	TRAZIONE
Renault	Renault Megane IV	RFB	e2*2007/46*0546*..	66-97	B. M12x1,5 L=26 K17	215/60R15	K5B12731661	
Renault	Renault Scenic III	JZ	e2*2001/116*0379*...,e2*2007/46*0011*..- Scenic / Gr. Scenic	81	B. M12x1,5 L=26 K17	185/70R15	K5B12731661	
Renault	Renault Scenic III	JZ	e2*2001/116*0379*...,e2*2007/46*0011*..- Scenic / Gr. Scenic	81	B. M12x1,5 L=26 K17	195/65R15	K5B12731661	
Renault	Renault Scenic III	JZ	e2*2001/116*0379*...,e2*2007/46*0011*..- Scenic / Gr. Scenic	81	B. M12x1,5 L=26 K17	205/60R15	K5B12731661	
Renault	Renault Scenic III	JZ	e2*2001/116*0379*...,e2*2007/46*0011*..- Scenic / Gr. Scenic	81	B. M12x1,5 L=26 K17	205/65R15	K5B12731661	
Renault	Renault Scenic III	JZ	e2*2001/116*0379*...,e2*2007/46*0011*..- Scenic / Gr. Scenic	81	B. M12x1,5 L=26 K17	215/60R15	K5B12731661	

FITMENT LIST AC-518 - 6 J x 15 H2

CODICE ART	FORI-PCD	ET	CENTRAGGIO	ANELLO ADATTATORE	ACCOPIAMENTO
AC-518 6A9A	5 X 114,3	45	Ø73,1	Ø73,1 - Ø67,1	Conico 60°

COSTRUTTORE	DENOMINAZIONE COMMERCIALE	TIPO	OMOLOGAZIONE EUROPEA	RANGE KW	VITE-DADO	PNEUMATICI	CODICE KIT	TRAZIONE
Ford	Ford Maverick	1N2-1N2R	e13*2001/116*0093*..; e13*2001/116*0091*..	91-110	D. M12x1,5 K19 Chiuso	195/55R15	K5D6731671	
Ford	Ford Maverick	1N2-1N2R	e13*2001/116*0093*..; e13*2001/116*0091*..	91-110	D. M12x1,5 K19 Chiuso	205/50R15	K5D6731671	
Ford	Ford Maverick	1N2-1N2R	e13*2001/116*0093*..; e13*2001/116*0091*..	91-110	D. M12x1,5 K19 Chiuso	205/55R15	K5D6731671	
Ford	Ford Probe	ECP	e13*95/54*0015*..	119	D. M12x1,5 K19 Chiuso	195/65R15	K5D6731671	
Ford	Ford Probe	ECP	e13*95/54*0015*..	119	D. M12x1,5 K19 Chiuso	205/65R15	K5D6731671	
Hyundai	Hyundai Coupe	GK	e11*98/14*0186*..	77-123	D. M12x1,5 K21 Chiuso	195/65R15	K5D8731671	
Hyundai	Hyundai Elantra	MD	e4*2007/46*0254*..	94-97	D. M12x1,5 K21 Chiuso	185/65R15	K5D8731671	
Hyundai	Hyundai Elantra	MD	e4*2007/46*0254*..	94-97	D. M12x1,5 K21 Chiuso	185/70R15	K5D8731671	
Hyundai	Hyundai Elantra	MD	e4*2007/46*0254*..	94-97	D. M12x1,5 K21 Chiuso	195/60R15	K5D8731671	
Hyundai	Hyundai Elantra	MD	e4*2007/46*0254*..	94-97	D. M12x1,5 K21 Chiuso	195/65R15	K5D8731671	
Hyundai	Hyundai Elantra	MD	e4*2007/46*0254*..	94-97	D. M12x1,5 K21 Chiuso	205/60R15	K5D8731671	
Hyundai	Hyundai Elantra	MD	e4*2007/46*0254*..	94-97	D. M12x1,5 K21 Chiuso	215/60R15	K5D8731671	
Hyundai	Hyundai i30	FD	e11*2001/116*0313*..	66-105	D. M12x1,5 K21 Chiuso	185/65R15	K5D8731671	
Hyundai	Hyundai i30	FD	e11*2001/116*0313*..	66-105	D. M12x1,5 K21 Chiuso	185/70R15	K5D8731671	
Hyundai	Hyundai i30	FD	e11*2001/116*0313*..	66-105	D. M12x1,5 K21 Chiuso	195/60R15	K5D8731671	
Hyundai	Hyundai i30	FD	e11*2001/116*0313*..	66-105	D. M12x1,5 K21 Chiuso	195/65R15	K5D8731671	
Hyundai	Hyundai i30	FD	e11*2001/116*0313*..	66-105	D. M12x1,5 K21 Chiuso	205/60R15	K5D8731671	
Hyundai	Hyundai i30	FD	e11*2001/116*0313*..	66-105	D. M12x1,5 K21 Chiuso	205/65R15	K5D8731671	
Hyundai	Hyundai i30	FD	e11*2001/116*0313*..	66-105	D. M12x1,5 K21 Chiuso	215/60R15	K5D8731671	
Hyundai	Hyundai i30	GDH	e11*2007/46*0337*..	66-99	D. M12x1,5 K21 Chiuso	195/65R15	K5D8731671	
Hyundai	Hyundai i30	GDH	e11*2007/46*0337*..	66-99	D. M12x1,5 K21 Chiuso	205/60R15	K5D8731671	
Hyundai	Hyundai i30	GDH	e11*2007/46*0337*..	66-99	D. M12x1,5 K21 Chiuso	205/65R15	K5D8731671	
Hyundai	Hyundai i30	GDH	e11*2007/46*0337*..	66-99	D. M12x1,5 K21 Chiuso	215/60R15	K5D8731671	
Hyundai	Hyundai i30	PDE	e11*2007/46*3807*..	70-103	D. M12x1,5 K21 Chiuso	195/65R15	K5D8731671	
Hyundai	Hyundai i30	PDE	e11*2007/46*3807*..	70-103	D. M12x1,5 K21 Chiuso	205/60R15	K5D8731671	
Hyundai	Hyundai i30	PDE	e11*2007/46*3807*..	70-103	D. M12x1,5 K21 Chiuso	205/65R15	K5D8731671	

FITMENT LIST AC-518 - 6 J x 15 H2

CODICE ART	FORI-PCD	ET	CENTRAGGIO	ANELLO ADATTATORE	ACCOPIAMENTO
AC-518 6A9A	5 X 114,3	45	Ø73,1	Ø73,1 - Ø67,1	Conico 60°

COSTRUTTORE	DENOMINAZIONE COMMERCIALE	TIPO	OMOLOGAZIONE EUROPEA	RANGE KW	VITE-DADO	PNEUMATICI	CODICE KIT	TRAZIONE
Hyundai	Hyundai i30	PDE	e11*2007/46*3807*..	70-103	D. M12x1,5 K21 Chiuso	215/60R15	K5D8731671	
Hyundai	Hyundai i30 Wagon	GDH	e11*2007/46*0337*...;e11*2007/46*0338*..- incl. Facelift 2015	66-100	D. M12x1,5 K21 Chiuso	195/65R15	K5D8731671	
Hyundai	Hyundai i30 Wagon	GDH	e11*2007/46*0337*...;e11*2007/46*0338*..- incl. Facelift 2015	66-100	D. M12x1,5 K21 Chiuso	205/60R15	K5D8731671	
Hyundai	Hyundai i30 Wagon	GDH	e11*2007/46*0337*...;e11*2007/46*0338*..- incl. Facelift 2015	66-100	D. M12x1,5 K21 Chiuso	205/65R15	K5D8731671	
Hyundai	Hyundai i30 Wagon	GDH	e11*2007/46*0337*...;e11*2007/46*0338*..- incl. Facelift 2015	66-100	D. M12x1,5 K21 Chiuso	215/60R15	K5D8731671	
Hyundai	Hyundai i30 Wagon	PDE	e11*2007/46*3807*..	70-103	D. M12x1,5 K21 Chiuso	195/65R15	K5D8731671	
Hyundai	Hyundai i30 Wagon	PDE	e11*2007/46*3807*..	70-103	D. M12x1,5 K21 Chiuso	205/60R15	K5D8731671	
Hyundai	Hyundai i30 Wagon	PDE	e11*2007/46*3807*..	70-103	D. M12x1,5 K21 Chiuso	205/65R15	K5D8731671	
Hyundai	Hyundai i30 Wagon	PDE	e11*2007/46*3807*..	70-103	D. M12x1,5 K21 Chiuso	215/60R15	K5D8731671	
Hyundai	Hyundai i30CW	FD	e11*2001/116*0313*05 ..	66-105	D. M12x1,5 K21 Chiuso	185/65R15	K5D8731671	
Hyundai	Hyundai i30CW	FD	e11*2001/116*0313*05 ..	66-105	D. M12x1,5 K21 Chiuso	185/70R15	K5D8731671	
Hyundai	Hyundai i30CW	FD	e11*2001/116*0313*05 ..	66-105	D. M12x1,5 K21 Chiuso	195/60R15	K5D8731671	
Hyundai	Hyundai i30CW	FD	e11*2001/116*0313*05 ..	66-105	D. M12x1,5 K21 Chiuso	195/65R15	K5D8731671	
Hyundai	Hyundai i30CW	FD	e11*2001/116*0313*05 ..	66-105	D. M12x1,5 K21 Chiuso	205/60R15	K5D8731671	
Hyundai	Hyundai i30CW	FD	e11*2001/116*0313*05 ..	66-105	D. M12x1,5 K21 Chiuso	205/65R15	K5D8731671	
Hyundai	Hyundai i30CW	FD	e11*2001/116*0313*05 ..	66-105	D. M12x1,5 K21 Chiuso	215/60R15	K5D8731671	
Hyundai	Hyundai Ioniq	AE	e4*2007/46*1157*..	77,2	D. M12x1,5 K21 Chiuso	195/65R15	K5D8731671	
Hyundai	Hyundai Ioniq	AE	e4*2007/46*1157*..	77,2	D. M12x1,5 K21 Chiuso	205/60R15	K5D8731671	
Hyundai	Hyundai Ioniq	AE	e4*2007/46*1157*..	77,2	D. M12x1,5 K21 Chiuso	205/65R15	K5D8731671	
Hyundai	Hyundai Ioniq	AE	e4*2007/46*1157*..	77,2	D. M12x1,5 K21 Chiuso	215/60R15	K5D8731671	
Hyundai	Hyundai ix20	JC	e4*2007/46*0207*...; e4*2007/46*0223*..	57-92	D. M12x1,5 K21 Chiuso	185/70R15	K5D8731671	
Hyundai	Hyundai ix20	JC	e4*2007/46*0207*...; e4*2007/46*0223*..	57-92	D. M12x1,5 K21 Chiuso	195/65R15	K5D8731671	
Hyundai	Hyundai ix20	JC	e4*2007/46*0207*...; e4*2007/46*0223*..	57-92	D. M12x1,5 K21 Chiuso	205/60R15	K5D8731671	
Hyundai	Hyundai ix20	JC	e4*2007/46*0207*...; e4*2007/46*0223*..	57-92	D. M12x1,5 K21 Chiuso	205/65R15	K5D8731671	
Hyundai	Hyundai ix20	JC	e4*2007/46*0207*...; e4*2007/46*0223*..	57-92	D. M12x1,5 K21 Chiuso	215/60R15	K5D8731671	
Hyundai	Hyundai Trajet	FO	e11*98/14*0130*..	82-127	D. M12x1,5 K21 Chiuso	205/65R15	K5D8731671	

FITMENT LIST AC-518 - 6 J x 15 H2

CODICE ART	FORI-PCD	ET	CENTRAGGIO	ANELLO ADATTATORE	ACCOPIAMENTO
AC-518 6A9A	5 X 114,3	45	Ø73,1	Ø73,1 - Ø67,1	Conico 60°

COSTRUTTORE	DENOMINAZIONE COMMERCIALE	TIPO	OMOLOGAZIONE EUROPEA	RANGE KW	VITE-DADO	PNEUMATICI	CODICE KIT	TRAZIONE
Hyundai	Hyundai Trajet	FO	e11*98/14*0130*..	82-127	D. M12x1,5 K21 Chiuso	215/65R15	K5D8731671	
Kia	Kia Carens	FG	e4*2001/116*0114*..	85-106	D. M12x1,5 K21 Chiuso	205/65R15	K5D8731671	
Kia	Kia Ceed - Ceed Sportwagon	CD	e4*2007/46*1299*..	70-103	D. M12x1,5 K21 Chiuso	195/65R15	K5D8731671	
Kia	Kia Ceed - Ceed Sportwagon	ED	e4*2001/116*0121*..; e4*2007/46*0132*..	66-106	D. M12x1,5 K21 Chiuso	185/65R15	K5D8731671	
Kia	Kia Ceed - Ceed Sportwagon	ED	e4*2001/116*0121*..; e4*2007/46*0132*..	66-106	D. M12x1,5 K21 Chiuso	185/70R15	K5D8731671	
Kia	Kia Ceed - Ceed Sportwagon	ED	e4*2001/116*0121*..; e4*2007/46*0132*..	66-106	D. M12x1,5 K21 Chiuso	195/60R15	K5D8731671	
Kia	Kia Ceed - Ceed Sportwagon	ED	e4*2001/116*0121*..; e4*2007/46*0132*..	66-106	D. M12x1,5 K21 Chiuso	195/65R15	K5D8731671	
Kia	Kia Ceed - Ceed Sportwagon	ED	e4*2001/116*0121*..; e4*2007/46*0132*..	66-106	D. M12x1,5 K21 Chiuso	205/60R15	K5D8731671	
Kia	Kia Ceed - Ceed Sportwagon	ED	e4*2001/116*0121*..; e4*2007/46*0132*..	66-106	D. M12x1,5 K21 Chiuso	205/65R15	K5D8731671	
Kia	Kia Ceed - Ceed Sportwagon	ED	e4*2001/116*0121*..; e4*2007/46*0132*..	66-106	D. M12x1,5 K21 Chiuso	215/60R15	K5D8731671	
Kia	Kia Ceed - Ceed Sportwagon	JD	e4*2007/46*0496*..; e4*2007/46*0497*..	66-150	D. M12x1,5 K21 Chiuso	195/65R15	K5D8731671	
Kia	Kia Pro Ceed	ED	e4*2001/116*0121*..; e4*2007/46*0132*..	66-106	D. M12x1,5 K21 Chiuso	185/65R15	K5D8731671	
Kia	Kia Pro Ceed	ED	e4*2001/116*0121*..; e4*2007/46*0132*..	66-106	D. M12x1,5 K21 Chiuso	195/65R15	K5D8731671	
Kia	Kia Soul	AM	e4*2001/116*0139*..; e4*2007/46*0133*..	85-103	D. M12x1,5 K21 Chiuso	195/65R15	K5D8731671	
Kia	Kia Venga	YN - YNS	e4*2007/46*0130*..; e4*2007/46*0131*..; e4*2007/46*0261*..; e4*2007/46*0262*..	55-94	D. M12x1,5 K21 Chiuso	185/70R15	K5D8731671	
Kia	Kia Venga	YN - YNS	e4*2007/46*0130*..; e4*2007/46*0131*..; e4*2007/46*0261*..; e4*2007/46*0262*..	55-94	D. M12x1,5 K21 Chiuso	195/65R15	K5D8731671	
Kia	Kia Venga	YN - YNS	e4*2007/46*0130*..; e4*2007/46*0131*..; e4*2007/46*0261*..; e4*2007/46*0262*..	55-94	D. M12x1,5 K21 Chiuso	205/60R15	K5D8731671	
Kia	Kia Venga	YN - YNS	e4*2007/46*0130*..; e4*2007/46*0131*..; e4*2007/46*0261*..; e4*2007/46*0262*..	55-94	D. M12x1,5 K21 Chiuso	205/65R15	K5D8731671	
Kia	Kia Venga	YN - YNS	e4*2007/46*0130*..; e4*2007/46*0131*..; e4*2007/46*0261*..; e4*2007/46*0262*..	55-94	D. M12x1,5 K21 Chiuso	215/60R15	K5D8731671	
Mazda	Mazda 3	BK	e1*2001/116*0234*..	77	D. M12x1,5 K21 Chiuso	195/65R15	K5D8731671	
Mazda	Mazda 3	BL	Omologazioni consentite fino a e11*2001/116*0262*09	77-80	D. M12x1,5 K21 Chiuso	185/70R15	K5D8731671	
Mazda	Mazda 3	BL	Omologazioni consentite fino a e11*2001/116*0262*09	77-80	D. M12x1,5 K21 Chiuso	195/65R15	K5D8731671	

FITMENT LIST AC-518 - 6 J x 15 H2

CODICE ART	FORI-PCD	ET	CENTRAGGIO	ANELLO ADATTATORE	ACCOPIAMENTO
AC-518 6A9A	5 X 114,3	45	Ø73,1	Ø73,1 - Ø67,1	Conico 60°

COSTRUTTORE	DENOMINAZIONE COMMERCIALE	TIPO	OMOLOGAZIONE EUROPEA	RANGE KW	VITE-DADO	PNEUMATICI	CODICE KIT	TRAZIONE
Mazda	Mazda 3	BL	Omologazioni consentite fino a e11*2001/116*0262*09	77-80	D. M12x1,5 K21 Chiuso	205/60R15	K5D8731671	
Mazda	Mazda 3	BL	Omologazioni consentite fino a e11*2001/116*0262*09	77-80	D. M12x1,5 K21 Chiuso	205/65R15	K5D8731671	
Mazda	Mazda 3	BL	Omologazioni consentite fino a e11*2001/116*0262*09	77-80	D. M12x1,5 K21 Chiuso	215/60R15	K5D8731671	
Mazda	Mazda 5	CR1	e13*2001/116*0156*..	85	D. M12x1,5 K21 Chiuso	195/65R15	K5D8731671	
Mazda	Mazda 5	CW	e1*2007/46*0433*..	85-110	D. M12x1,5 K21 Chiuso	195/65R15	K5D8731671	
Mazda	Mazda 6	G	e1*98/14*0188*..; e11*2001/116*0203*..	88-141	D. M12x1,5 K21 Chiuso	195/65R15	K5D8731671	
Mazda	Mazda 626	G	e1*96/27*0055*..; e1*98/14*0055*..; e1*98/14*0164*..	66-100	D. M12x1,5 K21 Chiuso	185/65R15	K5D8731671	
Mazda	Mazda 626	G	e1*96/27*0055*..; e1*98/14*0055*..; e1*98/14*0164*..	66-100	D. M12x1,5 K21 Chiuso	195/60R15	K5D8731671	
Mazda	Mazda 626	G	e1*96/27*0055*..; e1*98/14*0055*..; e1*98/14*0164*..	66-100	D. M12x1,5 K21 Chiuso	195/65R15	K5D8731671	
Mazda	Mazda MX-6	GE6	G003	85-121	D. M12x1,5 K21 Chiuso	205/55R15	K5D8731671	
Mazda	Mazda Premacy	CP - CPD	e1*98/14*0116*..; e1*98/14*0161*..	66-96	D. M12x1,5 K21 Chiuso	195/60R15	K5D8731671	
Mazda	Mazda Premacy	CP - CPD	e1*98/14*0116*..; e1*98/14*0161*..	66-96	D. M12x1,5 K21 Chiuso	205/50R15	K5D8731671	
Mazda	Mazda Premacy	CP - CPD	e1*98/14*0116*..; e1*98/14*0161*..	66-96	D. M12x1,5 K21 Chiuso	205/55R15	K5D8731671	
Mazda	Mazda Xedos 6	CA	e13*96/79*0028*..; G138	79-106	D. M12x1,5 K19 Chiuso	195/60R15	K5D6731671	
Mazda	Mazda Xedos 6	CA	e13*96/79*0028*..; G138	79-106	D. M12x1,5 K19 Chiuso	205/50R15	K5D6731671	
Mazda	Mazda Xedos 6	CA	e13*96/79*0028*..; G138	79-106	D. M12x1,5 K19 Chiuso	205/55R15	K5D6731671	
Mitsubishi	Mitsubishi Eclipse	D20	G229	110	D. M12x1,5 K19 Chiuso	185/65R15	K5D6731671	
Mitsubishi	Mitsubishi Eclipse	D20	G229	110	D. M12x1,5 K19 Chiuso	195/60R15	K5D6731671	
Mitsubishi	Mitsubishi Lancer	CS0	e1*2001/116*0233*..	60-99	D. M12x1,5 K21 Chiuso	185/55R15	K5D8731671	
Mitsubishi	Mitsubishi Lancer	CS0	e1*2001/116*0233*..	60-99	D. M12x1,5 K21 Chiuso	195/55R15	K5D8731671	
Mitsubishi	Mitsubishi Lancer	CS0	e1*2001/116*0233*..	60-99	D. M12x1,5 K21 Chiuso	195/60R15	K5D8731671	



FITMENT LIST AC-518 - 6 J x 15 H2

CODICE ART	FORI-PCD	ET	CENTRAGGIO	ANELLO ADATTATORE	ACCOPIAMENTO
AC-518 C34	5 X 112	47	Ø57,1	Senza anello	Conico 60°

COSTRUTTORE	DENOMINAZIONE COMMERCIALE	TIPO	OMOLOGAZIONE EUROPEA	RANGE KW	VITE-DADO	PNEUMATICI	CODICE KIT	TRAZIONE
Audi	Audi A3	8P	e1*2001/116*0217*..	75	B. M14x1,5 L=30 K17	185/70R15	K5C17D30	
Audi	Audi A3	8P	e1*2001/116*0217*..	75	B. M14x1,5 L=30 K17	195/65R15	K5C17D30	
Audi	Audi A3	8P	e1*2001/116*0217*..	75	B. M14x1,5 L=30 K17	205/65R15	K5C17D30	
Audi	Audi A3	8V	e1*2007/46*0607*..	70-110	B. M14x1,5 L=30 K17	195/65R15	K5C17D30	
Audi	Audi A3	8V	e1*2007/46*0607*..	70-110	B. M14x1,5 L=30 K17	205/60R15	K5C17D30	
Audi	Audi A3	8V	e1*2007/46*0607*..	70-110	B. M14x1,5 L=30 K17	205/65R15	K5C17D30	
Audi	Audi A3 Cabrio	8V	e1*2007/46*0607*11 ..	77-132	B. M14x1,5 L=28,3 K17	195/65R15	K5B13	
Audi	Audi A3 Cabrio	8V	e1*2007/46*0607*11 ..	77-132	B. M14x1,5 L=28,3 K17	205/60R15	K5B13	
Audi	Audi A3 Cabrio	8V	e1*2007/46*0607*11 ..	77-132	B. M14x1,5 L=28,3 K17	205/65R15	K5B13	
Audi	Audi A3 Sportback	8P	e1*2001/116*0217*..	103	B. M14x1,5 L=30 K17	185/70R15	K5C17D30	
Audi	Audi A3 Sportback	8P	e1*2001/116*0217*..	103	B. M14x1,5 L=30 K17	195/65R15	K5C17D30	
Seat	Seat Altea - Altea XL	5P - 5PN	e9*2001/116*0050*...;e9*2007/46*0012*..	74-103	B. M14x1,5 L=28,3 K17	195/65R15	K5B13	
Seat	Seat Altea Freetrack	5P - 5PN	e9*2001/116*0050*...;e9*2007/46*0012*..	77-155	B. M14x1,5 L=28,3 K17	195/65R15	K5B13	
Skoda	Skoda Octavia	1Z	e11*2001/116*0230*...;e11*2007/46*0012*..	55-110	B. M14x1,5 L=28,3 K17	195/65R15	K5B13	
Skoda	Skoda Octavia	1Z	e11*2001/116*0230*...;e11*2007/46*0012*..	55-110	B. M14x1,5 L=28,3 K17	205/60R15	K5B13	
Skoda	Skoda Octavia	1Z	e11*2001/116*0230*...;e11*2007/46*0012*..	55-110	B. M14x1,5 L=28,3 K17	205/65R15	K5B13	
Skoda	Skoda Octavia	1Z	e11*2001/116*0230*...;e11*2007/46*0012*..	55-110	B. M14x1,5 L=28,3 K17	215/60R15	K5B13	
Skoda	Skoda Octavia Scout	1Z	e11*2001/116*0230*21-...;e11*2007/46*0012*..	103-118	B. M14x1,5 L=28,3 K17	195/65R15	K5B13	
Skoda	Skoda Octavia Scout	1Z	e11*2001/116*0230*21-...;e11*2007/46*0012*..	103-118	B. M14x1,5 L=28,3 K17	205/60R15	K5B13	
Skoda	Skoda Octavia Scout	1Z	e11*2001/116*0230*21-...;e11*2007/46*0012*..	103-118	B. M14x1,5 L=28,3 K17	205/65R15	K5B13	
Skoda	Skoda Octavia Scout	1Z	e11*2001/116*0230*21-...;e11*2007/46*0012*..	103-118	B. M14x1,5 L=28,3 K17	215/60R15	K5B13	
Skoda	Skoda Octavia Wagon	5E	e11*2007/46*0243*..	63-140	B. M14x1,5 L=30 K17	195/65R15	K5C17D30	
Skoda	Skoda Octavia Wagon	5E	e11*2007/46*0243*..	63-140	B. M14x1,5 L=30 K17	205/60R15	K5C17D30	
Skoda	Skoda Octavia Wagon	5E	e11*2007/46*0243*..	63-140	B. M14x1,5 L=30 K17	205/65R15	K5C17D30	
Skoda	Skoda Octavia Wagon	5E	e11*2007/46*0243*..	63-140	B. M14x1,5 L=30 K17	215/60R15	K5C17D30	

FIRMATO DIGITALMENTE
DAL FUNZIONARIO TECNICO
DEL C.P.A. DI MILANO:
Angela MARFUGGI

Fitment list redatta, ai sensi e per gli effetti dell'art. 46 e 47 del D.P.R. n. 445/2000, da Alessandro Antonini per la ditta RVS S.r.l.

p.iva. 03846010266 con sede a Castelnuovo Veneto (TV) in Via per Salvatronda 60.

FIRMATO DIGITALMENTE DA:
Davide FRACCARO
RVS S.r.l.

Alessandro Antonini
Alessandro ANTONINI
RVS S.r.l.



FITMENT LIST AC-518 - 6 J x 15 H2

CODICE ART	FORI-PCD	ET	CENTRAGGIO	ANELLO ADATTATORE	ACCOPIAMENTO
AC-518 C34	5 X 112	47	Ø57,1	Senza anello	Conico 60°

COSTRUTTORE	DENOMINAZIONE COMMERCIALE	TIPO	OMOLOGAZIONE EUROPEA	RANGE KW	VITE-DADO	PNEUMATICI	CODICE KIT	TRAZIONE
Volkswagen	VW Cross Touran	1T	e1*2001/116*0211*...;e1*2007/46*0357*...;e1*2007/46*0506*...- incl. Facelift 2011	75-130	B. M14x1,5 L=28,3 K17	205/65R15	K5B13	
Volkswagen	VW Golf V	1K	e1*2001/116*0242*00-24	59-81	B. M14x1,5 L=30 K17	195/65R15	K5C17D30	
Volkswagen	VW Golf V	1K	e1*2001/116*0242*00-24	59-81	B. M14x1,5 L=30 K17	205/60R15	K5C17D30	
Volkswagen	VW Golf V	1K	e1*2001/116*0242*00-24	59-81	B. M14x1,5 L=30 K17	205/65R15	K5C17D30	
Volkswagen	VW Golf V Cross	1KP	e1*2001/116*0304*07-13	75-118	B. M14x1,5 L=28,3 K17	195/65R15	K5B13	
Volkswagen	VW Golf V Cross	1KP	e1*2001/116*0304*07-13	75-118	B. M14x1,5 L=28,3 K17	205/60R15	K5B13	
Volkswagen	VW Golf V Cross	1KP	e1*2001/116*0304*07-13	75-118	B. M14x1,5 L=28,3 K17	205/65R15	K5B13	
Volkswagen	VW Golf V Plus	1KP	e1*2001/116*0304*...;e1*2007/46*0491*..	55-125	B. M14x1,5 L=28,3 K17	195/65R15	K5B13	
Volkswagen	VW Golf V Plus	1KP	e1*2001/116*0304*...;e1*2007/46*0491*..	55-125	B. M14x1,5 L=28,3 K17	205/60R15	K5B13	
Volkswagen	VW Golf V Plus	1KP	e1*2001/116*0304*...;e1*2007/46*0491*..	55-125	B. M14x1,5 L=28,3 K17	205/65R15	K5B13	
Volkswagen	VW Golf V Variant	1KM	e1*2001/116*0328*..	59-147	B. M14x1,5 L=30 K17	195/65R15	K5C17D30	
Volkswagen	VW Golf V Variant	1KM	e1*2001/116*0328*..	59-147	B. M14x1,5 L=30 K17	205/60R15	K5C17D30	
Volkswagen	VW Golf V Variant	1KM	e1*2001/116*0328*..	59-147	B. M14x1,5 L=30 K17	205/65R15	K5C17D30	
Volkswagen	VW Golf VI Cross	1KP	e1*2001/116*0304*20-30	77-118	B. M14x1,5 L=28,3 K17	195/65R15	K5B13	
Volkswagen	VW Golf VI Cross	1KP	e1*2001/116*0304*20-30	77-118	B. M14x1,5 L=28,3 K17	205/60R15	K5B13	
Volkswagen	VW Golf VI Cross	1KP	e1*2001/116*0304*20-30	77-118	B. M14x1,5 L=28,3 K17	205/65R15	K5B13	
Volkswagen	VW Golf VI Plus	1KP	e1*2001/116*0304*...;e1*2007/46*0491*..	55-125	B. M14x1,5 L=28,3 K17	195/65R15	K5B13	
Volkswagen	VW Golf VI Plus	1KP	e1*2001/116*0304*...;e1*2007/46*0491*..	55-125	B. M14x1,5 L=28,3 K17	205/60R15	K5B13	
Volkswagen	VW Golf VI Plus	1KP	e1*2001/116*0304*...;e1*2007/46*0491*..	55-125	B. M14x1,5 L=28,3 K17	205/65R15	K5B13	
Volkswagen	VW Golf VII	AU-1K	e1*2007/46*0623*...;e1*2007/46*0627*.. No GTI version	63-110	B. M14x1,5 L=30 K17	195/65R15	K5C17D30	
Volkswagen	VW Golf VII	AU-1K	e1*2007/46*0623*...;e1*2007/46*0627*.. No GTI version	63-110	B. M14x1,5 L=30 K17	205/60R15	K5C17D30	
Volkswagen	VW Golf VII	AU-1K	e1*2007/46*0623*...;e1*2007/46*0627*.. No GTI version	63-110	B. M14x1,5 L=30 K17	205/65R15	K5C17D30	
Volkswagen	VW Jetta	16	e1*2007/46*0539*...;e1*2007/46*0584*..	77-155	B. M14x1,5 L=30 K17	195/65R15	K5C17D30	
Volkswagen	VW Jetta	16	e1*2007/46*0539*...;e1*2007/46*0584*..	77-155	B. M14x1,5 L=30 K17	205/60R15	K5C17D30	
Volkswagen	VW Jetta	16	e1*2007/46*0539*...;e1*2007/46*0584*..	77-155	B. M14x1,5 L=30 K17	205/65R15	K5C17D30	

FIRMATO DIGITALMENTE
DAL FUNZIONARIO TECNICO
DEL C.P.A. DI MILANO:
Angela MARFUGGI

Fitment list redatta, ai sensi e per gli effetti dell'art. 46 e 47 del D.P.R. n. 445/2000, da Alessandro Antonini per la ditta RVS S.r.l.

p.iva. 03846010266 con sede a Castelfranco Veneto (TV) in Via per Salvatronda 60.

FIRMATO DIGITALMENTE DA:
Davide FRACCARO
RVS S.r.l.

Alessandro Antonini
Alessandro ANTONINI
RVS S.r.l.



FITMENT LIST AC-518 - 6 J x 15 H2

CODICE ART	FORI-PCD	ET	CENTRAGGIO	ANELLO ADATTATORE	ACCOPIAMENTO
AC-518 C34	5 X 112	47	Ø57,1	Senza anello	Conico 60°

COSTRUTTORE	DENOMINAZIONE COMMERCIALE	TIPO	OMOLOGAZIONE EUROPEA	RANGE KW	VITE-DADO	PNEUMATICI	CODICE KIT	TRAZIONE
Volkswagen	VW Jetta	1KM	e1*2001/116*0328*..	100-103	B. M14x1,5 L=30 K17	195/65R15	K5C17D30	
Volkswagen	VW Jetta	1KM	e1*2001/116*0328*..	100-103	B. M14x1,5 L=30 K17	205/60R15	K5C17D30	
Volkswagen	VW Jetta	1KM	e1*2001/116*0328*..	100-103	B. M14x1,5 L=30 K17	205/65R15	K5C17D30	

Note generali e prescrizioni di montaggio :

- Deve essere verificata la sporgenza ai sensi della ECE R.26 punto 6.7.3 ovvero “Quando il veicolo procede in linea retta nessuna parte delle ruote diverse dai pneumatici che sia situata al di sopra del piano orizzontale che passa per il loro asse di rotazione deve sporgere oltre la proiezione verticale in un piano orizzontale della superficie o della struttura esterna”.
- Qualora sia presente il sistema di monitoraggio della pressione degli pneumatici lo stesso dovrà essere applicato sul cerchio previsto nella fitment list sopracitata verificandone poi il suo funzionamento.
- Verificare la copia di serraggio prevista dal costruttore del veicolo e indicata sul libretto di uso e manutenzione.
- E' richiesto l'aggiornamento della carta di circolazione del veicolo, solo nel caso in cui la misura di pneumatico previsto in applicazione non sia fra quelle omologate dal costruttore dell'autoveicolo e non sia riportato sulla carta di circolazione
- Ad eccezione del codice di velocità degli pneumatici invernali, per i quali si rimanda alla normativa vigente in merito, gli pneumatici scelti devono avere indice di carico e categoria di velocità uguali o superiori a quelli previsti in omologazione dal costruttore del veicolo. Inoltre, tutti gli pneumatici montati e su un veicolo devono avere la stessa struttura i pneumatici installati sullo stesso asse devono essere dello stesso tipo e presentare l'identico disegno di scolpitura.
- Quando si utilizzano combinazione di pneumatico su asse anteriore e posteriore diverse da quelle omologate dal costruttore del veicolo, l'idoneità alla circolazione è subordinata alla visita e prova da effettuarsi presso gli uffici provinciali del dipartimento di trasporti terrestri.
- La scocca, la carrozzeria, il gruppo delle sospensioni e i componenti dell'impianto frenante dell'autoveicolo devono essere conformi alla dotazione originale. L'applicazione del sistema ruota sul veicolo non conforme all'originale è subordinata alla valutazione preventiva presso gli uffici periferici del dipartimento dei trasporti terrestri.
- Quando si utilizza la ruota di scorta prevista dal costruttore del veicolo, l'autoveicolo deve essere condotto secondo le prescrizioni impartite e descritte sul manuale uso manutenzione redatto dalla casa costruttrice. L'applicazione della ruota di scorta deve seguire le istruzioni e il kit di montaggio descritto nel manuale uso e manutenzione della casa costruttrice. Sui veicoli con trazione integrale devono essere utilizzate esclusivamente ruote di scorta con pneumatici aventi la stessa misura e circonferenza di rotolamento di quelli della ruota sostituita.
- La pressione di gonfiaggio dei pneumatici installati deve essere conforme a quanto indicato dal costruttore del veicolo.
- Per la equilibratura di queste ruote possono essere utilizzati solo pesi adesivi applicabili in corrispondenza della gola di montaggio pneumatico (lato freni) . Durante il montaggio della ruota deve essere verificato il rispetto della distanza minima di 3 mm fra questi pesi e i componenti dell'impianto frenante.
- E' consentito solo l'installazione dei pneumatici costruiti in conformità delle norme ETRTO, oppure CUNA e omologati secondo le direttive CEE o i rispettivi Regolamenti ECE/ONU.
- Sono ammessi pneumatici senza l'uso della camera d'aria “Tubeless”.
- In caso di assenza del sistema di monitoraggio della pressione pneumatici sono consentite valvole di gomma o metallo con fissaggio esterno in conformità agli standard DIN ed ETRTO.
- In caso di assenza del sistema di monitoraggio della pressione pneumatici è necessario rispettare le prescrizioni della casa costruttrice dell'autoveicolo.
- Le valvole per il gonfiaggio e i sensori del sistema di monitoraggio della pressione devono essere adeguati alla pressione di gonfiaggio e alla massima velocità di progetto. Le valvole non devono sporgere oltre il bordo del cerchio.
- Il presente ambito di impiego è stato sviluppato sulla base dei dati tecnici dei veicoli disponibili al momento della sua stesura.
- Si raccomanda all'installatore, prima della circolazione su strada, la verifica sull'autovettura della corretta applicazione e funzionalità del sistema sostitutivo in oggetto come previsto dal Decreto Ministeriale N° 20 del 10/01/2013 e successive modificazioni.
- Non è consentito l'uso di catene da neve per misure di pneumatici non previsti in sede di omologazione dal costruttore del veicolo e riportati sulla carta di circolazione.